



STRENGTHENING SOCIAL COHESION AND STABILITY IN SLUM POPULATIONS

BASELINE STUDY KAMPALA- UGANDA



International Organization for Migration
 Location: Plot 6A Bukoto Crescent, Naguru,
 P.O. Box 11431, Kampala- Uganda.
 Tel: +256 414236622 / +256 312 263210.
 Email: iomkampala@iom.int.



FEBRUARY 2017

IOM is greatly indebted to the European Union for the financial support towards the project “Strengthening Social Cohesion and Stability in Slum Populations” which paved way for the successful implementation of the IOM Baseline Survey 2016.

Much appreciation is extended to Government of Uganda, through its subsidiaries, Ministry of Internal Affairs, and the Uganda Police, KCCA, for their support, motivation and oversight that made the entire exercise possible. Special thanks go to AFFCAD, the implementing partner, for being part of the coordination apparatus for the baseline survey. This study would not have been possible without the valuable input and contributions from IRCU, UHRC, UMSC, UYDEL and staff of the respective division offices in the study areas.

We would also like to acknowledge the valuable contribution of each and every respondent who participated in the baseline survey. The slum communities and residents of Bwaise, Kabalagala, Katwe and Kisenyi who were selected for the interviews are greatly appreciated. In addition, the local council members, parish administrators and Community Development Officers for Kawempe, Central and Makindye divisions who made everything possible for the survey team to have access to the community.

Finally, IOM is grateful to the Consultant, Mr. Mayanja S. Peter, and the entire survey team who worked diligently to conceptualize the study, design the methodology, collect the survey data from respondents across the four slum areas, analyze it and presented it in this report.

Acknowledgments.....i
 Table of Contents iii
 List of Figures vii
 List of Acronymsviii
 Definition of Key Concepts ix
 Executive Summary xi

Chapter 1: BACKGROUND 1

1.1 Background and Context1
 1.2 Violent Extremism in Uganda 1
 1.3 Characteristics of Slums in Uganda2
 1.4 Challenges of living in a Slum2

Chapter 2: STUDY OBJECTIVES AND METHODOLOGY5

2.1 Study Objectives5
 2.1.1 General Objective5
 2.1.2 Specific Objectives5
 2.2 Study Methodology5
 2.3 House-Hold Interviews5
 2.4 Sampling methodology6
 2.5 Data Collection Tools7
 2.6 Review of Relevant Documents 7
 2.7 Key Informant Interviews8
 2.8 Focus Group Discussions8
 2.9 Data Entry and Analysis8
 2.10 Quality Control Procedures9

Chapter 3: BACKGROUND CHARACTERISTICS 10

3.1 Geographical Distribution of the Respondents 10
3.2 Demographic Characteristics of the Respondents 10
3.3 Age Distribution of the Respondents 10
3.4 Marital Status of the Respondents 12
3.5 Respondents by Education Level 12
3.5.1 Level of Education by Gender 12
3.6 Nationality of the Respondents 13
3.7 Religious Background 13
3.8 Employment Status 14
3.9 House Ownership 15

Chapter 4: STUDY FINDINGS 16

4.1 Root causes of Conflict and Violent Extremism 16
4.1.1 Religion and Religious Beliefs 17
4.2 S.O 1: Sources of Grievances 18
4.3 S.O 2: Most-at-Risk Populations 19
4.4 S.O 3: Various Acts of Violence 20
4.4.1 Knowledge about Violent Extremism 21
4.5 S.O 4: Access to Employment Opportunities 22
4.5.1 Key Sources of Employment 24
4.5.2 Access to Financial Support Services 24
4.5.3 Access to Income Generating Activities (IGA) 25
4.5.4 Access to Financing Programs 26
4.5.5.1 Knowledge about availability of Financial Services 26
4.6 S.O 5: Capacity Gaps for Police and other Agencies 27
4.6.1 Police and the Community 27
4.6.2 Community Policing Program 27
4.6.3 Police and Early Warning Signals 27
4.7 S.O 6: Strategies for Strengthening Social Cohesion 27

Chapter 5: DISCUSSIONS 28

5.1 The Concept of Violent Extremism28
5.1.1 The Extent of Violent Extremism 28
5.2 The Concept of Social Cohesion 30
5.3 Social Cohesion and Discrimination31
5.4 Community participation32
5.5 The Concept of Social Trust 34
5.6 The Concept of Social Withdrawal 35
5.7 Reflections on Poverty and Unemployment36
5.7.1 Sentiments on Financial Status 38
5.8 Perceived Marginalization and Exclusion 39

Chapter 6: CONCLUSIONS AND RECOMMENDATIONS40

6.1 Conclusions and Implications for Programming40
6.2 Key Recommendations 41
Annex 1: Proposed Log-frame Matrix 43
Annex 2: List of Key Informants 44
Annex 4: Household Questionnaire 45
Annex 5: Interview Guide for KIs and FGDs 55
Annex 6: List of People Interviewed 57

List Of Tables

Table 1: Population of Kampala District by Sex and Population Density	3
Table 2: The Sample Selection Table	7
Table 3: Distribution of Respondents by Slum Area	11
Table 4: Distribution of Respondents by Education and Gender	14
Table 5: Employment Status by Slum Area	15
Table 6: House Ownership	17
Table 7: Factors Responsible for Conflict and Violence.	18
Table 8: Sources of Grievances as Reported by Respondents	20
Table 9: Most-at-Risk Populations	21
Table 10: Reported Acts of Violence	22
Table 11: Respondents with Potential for Violent Extremism	22
Table 12: Ever-heard of Violent Extremism by Slum Area	23
Table 13: Employment Status by Age	24
Table 14: Common Sources of Employment	26
Table 15: Respondents who Received Financial Support	26
Table 16: IGA Engagement among Vulnerable Youth 15-35 Years	27
Table 17: Membership or Beneficiaries of Loans Schemes by Age-Group	28
Table 18: Access to Financial Services	28
Table 19: Crimes Reported to Police by Category (January - June 2015)	33
Table 20: Selected Parameters that Measure Social Cohesion	35
Table 21: Selected Parameters for levels of Tolerance	35
Table 22: I do have a say on Issues that are Important in my area	37
Table 23: Preference to stay in Uganda	37
Table 24: Most People in Uganda Can be Trusted	38
Table 25: Most People in Uganda Can be Trusted	38
Table 26: Community Perceptions on the gap between the rich and the poor in Uganda	43

List of Figures

Figure 1: Map of Kampala Showing Project Areas	4
Figure 2: Respondents by Age-Group and sex - IOM Baseline 2016	12
Figure 3: Marital Status of the Respondents	12
Figure 4: Respondents' Highest Level of Education	13
Figure 5: Nationality of the respondents	14
Figure 6: Religious background	15
Figure 7: Household Ownership	17
ww4.3 S.O 2: Most-at-Risk Populations	21
Figure 8: Ever-Heard about the term Violent Extremism	23
Figure 9: Access to Financial Services by Slum Area	27
Figure 10: Community Ratings on Discrimination	36
Figure 11: Symptoms of Social Withdrawal by Slum Area	40
Figure 12: Satisfaction with Current Financial Status by Slum Area	42

ADF	Allied Democratic Force
AFFCAD	Action for Fundamental Change and Development
CVE	Countering Violent Extremism
CT	Counter Terrorism
EA	Enumeration Area
EU	European Union
FGD	Focus Group Discussions
GCTF	Global Counter Terrorism Forum
IGA	Income Generating Activity
IOM	International Organization for Migration
JLOS	Justice Law and Order Sector
KACITA	Kampala City Traders Association
KAP	Knowledge Attitudes and Practices surveys
LRA	Lord's Resistance Army
MoFPED	Ministry of Finance Planning and Economic Development
OECD	Organization for Economic Co-operation and Development
RCMP	Royal Canadian Mounted Police
SPSS	Statistical Package for Social Sciences
ToT	Trainer of Trainers
UBOS	Uganda Bureau of Statistics
UHRC	Uganda Human Rights Commission
UN DESA	United Nations Department of Economic and Social Affairs
UNICEF	United Nations Children's Fund
UYDEL	Uganda Youth Development Link
WHO	World Health Organization

Definition of Key Concepts

Social Cohesion: It is the belief held by citizens of a given state or nation that they share a moral community, which enables them to trust each other (Larsen, 2013).¹ Closely linked with social integration, social cohesion is quite often referred to as “the glue” that holds societies together and integrated (UN DESA, 2012).

Violent Extremism (VE): VE has been defined by the Australian National Committee on Counter-Terrorism as “the willingness to use or support the use of violence to further particular beliefs, including those of a political, social or ideological nature. VE may also consist of acts of terrorism; that’s why the two terms have been quite often used interchangeably.

Social Inclusion: According to the UN Department of Economic and Social Affairs, Social inclusion refers to the degree to which all citizens can participate on equal footing in the economic, social and political life, including whether people are protected in times of need (UN DESA, 2012). Social inclusion is both a state and also a process. The EU policy making process looks at social inclusion as a process of bringing “segments of the adult population” into the labour market, but it also refers to the extent to which such goals are achieved. Social inclusion is often measured by indicators such as poverty rates and unemployment levels.

Violent Radicalization: The European Commission’s Expert Group on Violent Radicalization submits that the term “violent radicalization” in its basic conceptualization, involves “embracing opinions, views and ideas which could lead to acts of terrorism”²(European Commission, 2008). Similarly, the Royal Canadian Mounted Police has defined radicalisation as a “process by which individuals usually young people are introduced to an overtly ideological message and belief system that encourages movement from moderate, mainstream beliefs towards extreme views”³(RCMP, 2009).

Countering Violent Extremism (CVE): These are multi-faceted and multi-dimensional strategies that aim to respond to, or prevent Violent Extremism.

Slum Household: The United Nations defines a slum household as a “group of individuals living together under the same roof, lacking one or more of the following conditions: access to improved water, access to improved sanitation, sufficient living area, durability of housing and security of tenure.

¹ Larsen, C.A.(2013). The Rise and Fall of Social Cohesion: The Construction and Deconstruction of Social Trust in the US, UK, Sweden and Denmark. *Oxford University Press*

² Commission’s Expert Group on European Violent Radicalization (2008). “Radicalization process leading to acts of terrorism” Report submitted to the European Commission 2008. Retrieved from www.gsdrc.org/document-library/radicalization-process-leading-to-acts-of-terrorism/

³ Royal Canadian Mounted Police (2009). Radicalization: A guide to the perplexed. National Security Criminal Investigations. Retrieved from www.publicintelligence.net/rcmp-radicalization/

Executive Summary

Social Capital: The term has been widely conceptualized and applied over the years in various settings. As defined by the OECD, social capital refers to “the links, shared values and understandings in society⁴ that enable individuals and groups to trust each other and therefore work together” (OECD, 2011). In other words, social capital focuses on “social networks as well as shared norms, values and understandings that facilitate co-operation among and within groups”.

Social Protection: The World Bank defines social protection as collection of measures to improve or protect human capital, ranging from labour market and publicly mandated unemployment or old age insurance to targeted income support. In fact social protection is looked at as a set of interventions that support individuals, households and communities “to better manage the risks that make people vulnerable”.

Social Mobility: A concept that is widely applied with regard to a shift whether upward or downward in terms of social status experienced by individuals or groups of individuals within the various layers of society. The OECD observes that social inequalities greatly threatens social cohesion. In this regard, cohesiveness in a society allows the community to “work towards the well-being of its members, fights exclusion and marginalization, creates a sense of belonging, promotes trust, and offers its members the opportunity of upward social mobility” (OECD, 2012).

Inter-Communal Conflict: Conflict in its crudest form refers to disagreement, or heated argument characterized by failure to agree. Inter-communal conflict refers to conflict that happens between two or more communities or competing groups within a state. Inter-communal conflict occurs when warring factions fail to agree on issues to do with resource allocations, political power sharing or even unequitable distribution of scarce resources including employment opportunities. If not well managed or resolved, inter-communal conflicts may result into an escalation of violent acts including warfare between the competing communities.

Terrorism: Largely, there has been no single, universally agreed definition of the concept of terrorism. However, this report prefers to embrace the definition by the UK Government which conceptualizes terrorism as “the use or threat of action designed to influence the government or an international governmental organization or to intimidate the public, or a section of the public,⁵ made for the purposes of advancing a political, religious, racial or ideological cause” (UK Terrorism Act, 2000).

This report has been synthesized alongside pertinent issues related to social cohesion and violent extremism (VE) in a sub-urban multi-cultural slum community. It provides an accurate pre-implementation measurement for the IOM project “Strengthening Social Cohesion and Stability in Slum Populations in Kampala, Uganda” to be implemented during the period 2016 - 2020. The report clearly identifies factors responsible for promoting social cohesion among slum dwellers. It also elaborates on potential drivers responsible for acts of violent extremism and radicalization. Consequently, the analysis provides a firm programmatic basis for an evidence-based model of Countering Violent Extremism (CVE).

Acts of violence and Sources of grievances in slum populations: Overall, urban slum communities are prone to various acts of violence, inter-communal conflict and unprecedented levels of crime, that compromise stability. Domestic violence, mob justice, and rape or sexual harassment were ranked highest with 47%, 46% and 33% respectively. Other violent acts reported include human sacrifice (17%), suicide (10%) and acid attacks (7%); as reported by respondents. Sources of grievances remain widespread with poverty ranking highest (52%). Other sources include unemployment (38%), family disputes (27%), political extremism (23%) as well as religious extremism (10%). Communities also felt that drug abuse, tribalism, injustice, land wrangles, devil worship, and unfavorable government policies were all important sources of grievances in slum areas.

Vulnerable populations at-risk of participating in violent acts: Vulnerabilities were primarily associated with socio-economic factors, behavioral practices and structural issues that characterize urban slum dwellers. Most-at-risk populations were the youth aged 15-35 years who are not gainfully employed (31.7%), the youth 15-35 years who are not currently engaged in any form of IGA (57%), all individuals 15-55 years who were not a member of any community savings or loans scheme, SACCO / VSLA (71.5%) as well as those that reported to have experienced any form of discrimination (26.2%). Individuals who earn less than 100,000/= a month (53%) and those with a history of violence (6.3%) were also particularly considered to be at-risk of participating in acts of violence.

Access to employment opportunities: Unemployment is a serious issue across all the four slums studied. Most of the residents were engaged in disguised petty businesses to earn a living. Overall, one third of the respondents were unemployed and looking for a job. Among these, the majority (88%) were young people aged 15-35 years. Thirty-two percent were self-employed and only 12% were employed with a salary. Moreover, considering those with some form of employment (employed with a salary, self-employed and casual laborers), more than half (53.2%) were earning less than 100,000/= per month. The most common sources of employment include food vending (22%), “Boda-boda” cyclists (27%) and working on construction sites and factories as casual laborers (14.2%).

Capacity of police and other security agencies: The Uganda police force remains central to the efforts for preventing conflict and countering violent extremism.

⁴OECD (2001). The well-being of nations: The role of human and social capita. OECD Publishing. Retrieved from www.oecd-library.org/education/the-well-being-of-nations_9789264189515-en

⁵UK Terrorism Act (2000). Retrieved from www.legislation.gov.uk/ukpga/2000/11/contents

Most of the respondents expressed concern that the conduct of police and other security agencies fuels discontent and resentment that may result into violence. Excessive use of force, indiscriminate arrests, and forceful evictions (by police and KCCA law enforcement officers) as well as high levels of corruption were all reported as spark-offs for resentment and violence. Capacity gaps in areas such as logistics, law enforcement, human rights, public relations, and community policing were observed. For a socially-cohesive community to emerge, police officers ought to exhibit high levels of professionalism when conducting their duties.

Strategies for strengthening social cohesion: Social cohesion in itself is an effective strategy for preventing conflict, violent extremism and any form of radicalization. The need to provide employment, creation of jobs for young people and relevant vocational training skills featured prominently. Anti-corruption efforts as well as peace building initiatives will bring residents together, especially those that are marginalized, most-at-risk and those that feel discriminated. Slum communities should be targeted with programs for awareness-raising, to know their rights, be linked to basic services and financing opportunities, and this will increase cohesion, citizen participation and stability. Awareness and knowledge is power.

CHAPTER 1: BACKGROUND

1.1 Background and Context

The International Organization for Migration (IOM) Mission in Uganda is implementing a three and half years comprehensive socio-structural project that seeks to strengthen social cohesion and stability among slum communities in Kampala, Uganda. The aim of the project is to strengthen social cohesion by addressing the underlying causes of inter-communal conflict in slum populations. The EU funded project is a joint venture between IOM and AFFCAD as an implementing partner, and sectoral collaboration with relevant government agencies.

The project is community-based, designed to specifically provide employment opportunities and basic services to targeted beneficiaries, while at the same time preventing conflict among slum communities of Kampala. The project directly targets marginalized communities especially the vulnerable urban youth. The activities are geared towards improved social economic status and access to employment opportunities, better access to basic social services for a more cohesive society with strengthened capacity to resist radicalization and acts of violent extremism. In addition, state agencies are particularly targeted at intermediate level for improved capacity in terms of addressing VE but also building trust with slum populations “through participatory planning, responsive service delivery and conflict-sensitive community policing”.

The theory underlying the social cohesion project recognizes that factors responsible for conflict and violence are broad and widespread, ranging from individual characteristics to socio-cultural group identities, then further to macro-level political and governance issues⁶ (Denoeux & Carter, 2009). In this regard, the key drivers of violent extremism have been conceptualized to include political factors, socio-economic dynamics, as well as perceptions of injustice and unfairness encompassed with personal relationships, group dynamics and social bonds (Denoeux & Carter, 2009).

1.2 Violent Extremism in Uganda

Uganda has gone through a turbulent history since independence (1962). The country can still recall, the political tensions and conflicts of 1970s, the guerrilla movements of the early 1980s, the LRA incursions of Northern Uganda, the Holy Spirit Movement of Lakwena, the ADF incursions in Western Uganda, the 2010 Al Shabab attacks on leisure facilities, as well as a trail of unending strikes and demonstrations by discontented citizens. The underlying causes of violent extremism in Uganda are widespread, including issues of abject poverty

⁶G. Denoeux and L. Carter, Guide to the Drivers of Violent Extremism (US Agency for International Development, 2009).

generalized unemployment, un-favorable government policies that enhance structural marginalization, political grievances, weak institutions as well as lack of proper coordination between security agencies and the civil society among other things. In Uganda today, there is a general feeling that expressions of bitterness and anger through chronic strikes and demonstrations is one sure way to achieve desired goals. From public servants, to taxi-drivers, local residents, students to “boda-boda riders and more, all have undergone rounds after rounds of demonstrations and violent strikes over a wide range of policy issues. It is upon this background therefore, that a critical analysis be made with all relevant stakeholders to understand the key drivers of violent extremism in Uganda so as to design appropriate context-specific strategies for strengthening social cohesion and stability.

1.3 Characteristics of Slums in Uganda

Slum communities in Uganda are generally characterized by demographic diversity, poor living conditions, high crime rate and disease. Majority of the slum-dwellers are poor people living in abject poverty. According to the UN, slums are usually “a run-down area” in an urban setting in which residents have poor living conditions such as limited access to safe water, poor structural quality of housing, poor sanitation, insecure residential status and overcrowding.⁷ This description fits very well with the four slums of Bwaise, Katwe, Kisenyi and Kabalagala. These slums have a mixture of multi-cultural composition, they are heavily populated with unreliable power supply and no organized settlements. Garbage is all over the place and majority of the people live in single-roomed squalid houses – locally known as “mizigo”. Data from the Uganda National Household Survey 2005/2006 estimates “mizigo” accounted for 64.3% of the dwelling units in Kampala. Moreover, slum-dwellers are usually people of low socio-economic status, with deplorable unhygienic living conditions. In terms of magnitude, the UN-HABITAT estimates that globally up to one billion people are said to be living in slum areas (UN HABITAT, 2006), and this figure is likely to increase.

1.4 Challenges of living in a Slum

In light of all the above unfavourable manifestations, slums in most countries have been found to be highly insecure and unsafe as they turn out to be “breeding grounds” for chronic crime and disease. These may include alcoholism, drug abuse, prostitution, drug dealing, illicit trade and diseases like cholera among many other social problems. In fact, due to high levels of unemployment in slum communities, most of the residents are self-employed; they engage in informal and yet disguised petty businesses such as street vending, “boda-boda” riding, drug dealing especially marijuana, porters, prostitution, among others. In addition, slums in Uganda have been known for high rates of rape, early marriages and other forms of sexual and gender based violence.

These inequalities and poor living conditions of the slum-dwellers, have resulted into growing sentiments of being marginalized and excluded; which may in turn translate into social disruption and conflict.

1.5 The Project and the Baseline

The project setting is within an urban slum community. This initiative primarily focuses identifying key drivers of violent extremism. It addresses the root causes of inter-communal conflict by responding to sources of grievances within a slum population. The activities were designed strategically to create greater economic and employment opportunities particularly targeting vulnerable young people.

The baseline survey was designed as a pre-implementation measurement for generating data on important project parameters. It covered four project sites of Bwaise, Kisenyi, Katwe and Kabalagala slums. These sites are strategically located in Kawempe, Central and Makindye divisions of Kampala capital city. According to the National Population and Housing Census 2014, Kampala city has a total population of 1,507,080 people distributed across the 5 divisions (of Kawempe, Central, Lubaga, Makindye and Nakawa). Of these, more than half (54%) live in slums (UN HABITAT, 2014) ⁹.

Table 1: Population of Kampala District by Sex and Population Density

Division	Male	Female	Total	Popn Density
Central	37,435	37,733	75,168	4.9
Kawempe	158,768	179,897	338,665	10.9
Lubaga	176,762	206,454	383,215	10.4
Makindye	186,368	206,640	393,008	7.3
Nakawa	153,429	163,594	317,023	6.0
			1,507,080	7.93

Source: National Population and Housing Census 2014

Kawempe division is where the index project site of Bwaise is located. It has the highest population density in Kampala, of 10.925 persons per square kilometre of land area, refer to Fig.1 below. This division is home to some of the poorest slum communities in Kampala City, and has the highest levels of morbidity and mortality compared to the other 4 divisions. Some of the most common health problems include waterborne diseases such as cholera and dysentery other diarrheal diseases. HIV/AIDS is equally rampant in slum areas. A recent report indicated that Kawempe tops Kampala’s HIV hotspots (Daily Monitor, 2013) ¹⁰.

⁷ UN-HABITAT (2014). Background paper – World Habitat Day 2014. Retrieved from www.unhabitat.org/wp-content/uploads/2014/07/WHD-2014-Background-Paper.pdf

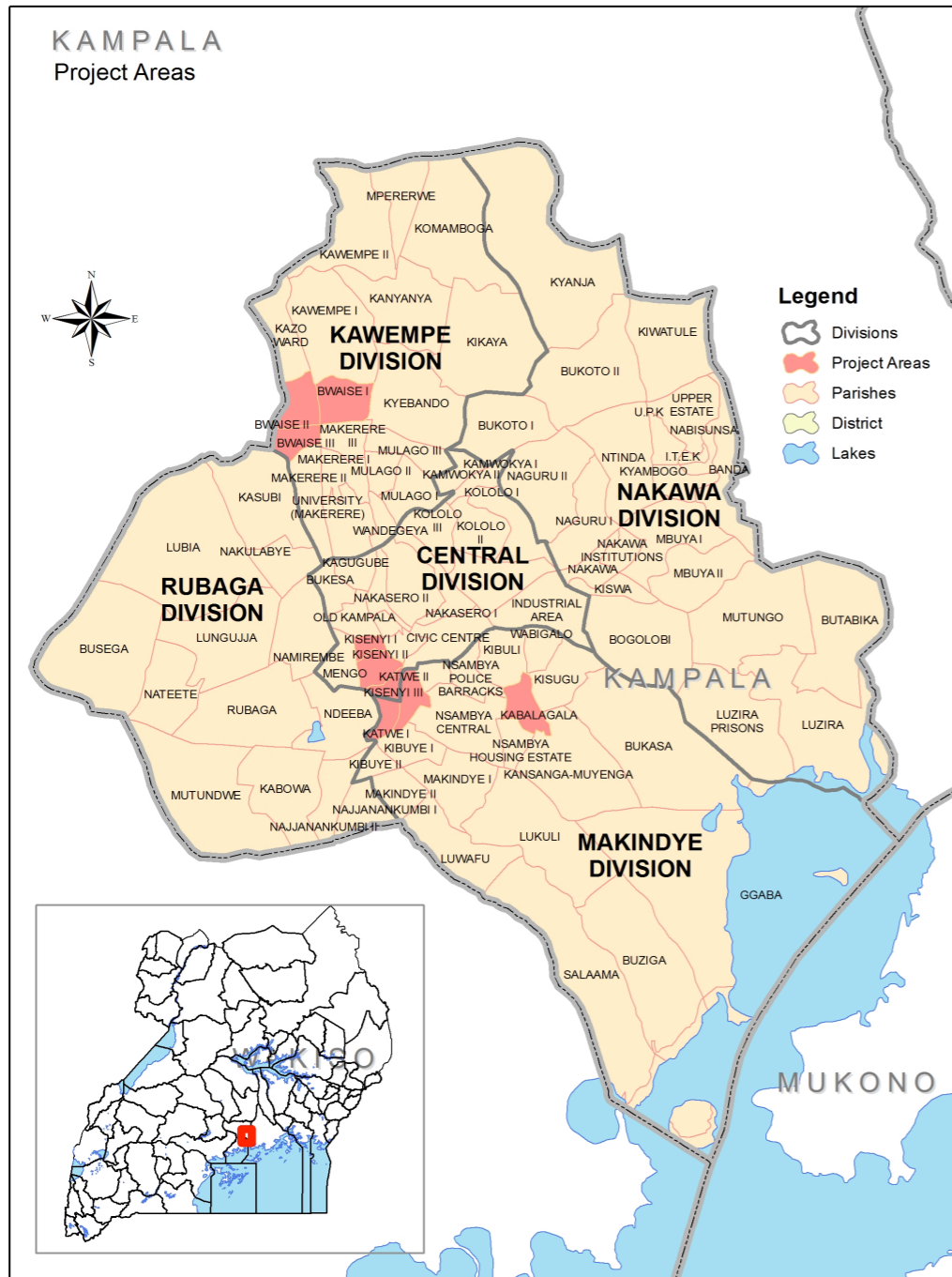
⁸ Vision Reporter (2012 October 31). Kampala is one big slum. The New Vision. Retrieved from www.co.ug/new_vision/news/1309482/kampala-slum

⁹ United Nations official site for MDG indicators www.un.org/millenniumgoals/

¹⁰ A. Ayebazibwe, “Kawempe tops Kampala’s HIV hotspots – report”, 1 October 2013, Daily Monitor. Available from www.monitor.co.ug/News/National/Kawempe-tops-Kampala-s-HIV-hotspots--report/688334-2013644-lyy2wc/index.html

Figure 1:

Map of Kampala Showing Project Areas



Source: IOM Project document

CHAPTER 2: STUDY OBJECTIVES AND METHODOLOGY

2.1 Study Objectives

IOM conducted a baseline assessment seeking to explore important factors (drivers) that are responsible for conflict and violent extremism among slum populations of Kampala. It was expected that data regarding the key drivers of conflict and violence would form an important evidence-based strategy for “strengthening community cohesion and stability” among the targeted population.

2.1.1 General Objective

The primary objective of the survey was to determine the root causes of inter-communal conflict and sources of grievances among residents in Bwaise, Katwe, Kisenyi and Kabalagala slum areas.

2.1.2 Specific Objectives

The study was further guided by the following specific objectives:

- Identify the sources of grievances among targeted slum communities.
- Determine the most at-risk populations for violent extremism
- Identify the different acts of violence prevalent in the targeted community
- Determine access levels to employment opportunities among vulnerable youths
- Identify challenges and capacity gaps for police and other security agencies, KCCA, Ministries, CBOs with regard to Early Warning Systems, Community Policing.
- Propose strategies for countering extreme violence (CVE)

2.2 Study Methodology

The study design was cross-sectional targeting men and women aged 15-55 years living in the study area. The team employed several approaches that were both qualitative and quantitative in design. Specifically, a comprehensive review of relevant secondary data sources and documents was conducted to generate important information in line with the study objectives. In addition, the survey team conducted individual interviews with selected key informants, held focus group discussions with relevant interest groups, but also conducted household interviews using a standard household questionnaire.

2.3 House-Hold Interviews

The baseline study conducted 493 face-to-face household interviews with randomly selected respondents from each of the four slum areas. The interviews were guided by a standard questionnaire that had been designed, reviewed and pre-tested for purposes of quality assurance. The instrument was administered by a team of 8 enumerators and 2 field supervisors with the IOM team over-seeing the whole exercise. Prior to the data collection exercise, the entire team of 8 enumerators, 2 supervisors and 2 data entry clerks had to undergo training customized to the nature of the study. The data collection exercise for the face-to-face interviews was conducted in six days. (28th November – 03rd December, 2016).

2.4 Sampling methodology

The baseline sample was determined through multi-stage random sampling techniques. The underlying assumption was that the population within the project sites is homogeneous. Using a table of random numbers, the study randomly selected survey units (enumeration areas) from the parish clusters in each of the sub-county. Individual households were then selected randomly to generate the sample for the study. The technique helped to provide an equal probability to all residents to be included in the sample. The entire sampling methodology was guided by the 2015 / 2016 updated population data – the voters' register – from the Uganda Electoral Commission. The technique as such generated a highly representative sample for the baseline study.

For purposes of randomization, this study considered the household to be the primary survey unit. According to the UN-HABITAT estimates,¹¹ roughly 54% of the population in Kampala live in slum households (UN-HABITAT, 2014). The design however applied a 49% proportion considering recent urban development initiatives in Kampala city and the country as a whole.

In this regard, the sampling frame for the study population comprised of all the households in the four slum areas of Bwaise, Katwe, Kisenyi and Kabalagala. A stratified-cluster probability sampling strategy was then applied to select the households that were included in the sample, whereby:

- The three divisions of Kawempe, Central and Makindye formed the strata;
- The four slums of Bwaise, Katwe, Kisenyi and Kabalagala formed the clusters or primary sampling units where households were randomly selected from each slum using probability proportionate to size sampling based on the population;
- The population was considered large enough (i.e. non-finite) – and therefore the formula for minimum sample size for non-finite/“large” populations was applied :

Sample size = $Z^2 pq / d$ = 384HHs; at 95% confidence interval and 35% precision;

- One respondent was interviewed from each household.
- The target respondent would be the household head but preference was given to individuals aged 15 – 35years given the nature of the study.
- Over-sampling was required to counter any wide variations in indicator values that could be caused by difference in predominant livelihood of the household. This resulted into a total of 493 respondents that were interviewed in the survey.

Division	Sub-County	Parish	Number of Enumeration Areas/Villages	Voter Count	Sample
KAWEMPE	Kawempe North	Bwaise I	23	13,675	77
	Kawempe South	Bwaise II	15	10,701	62
		Bwaise III	13	8,869	61
MAKINDYE	Makindye East	Kabalagala	17	11,023	65
CENTRAL	Kampala Central	Katwe I	15	11,732	75
		Katwe II	6	3,934	22
		Kisenyi II	12	8,914	48
		Kisenyi III	5	4,125	28
	Total		119	83,302	493

2.5 Data Collection Tools

The data collections tools comprised of a standard questionnaire for the face-to-face interviews, a checklist for the key informant interviews as well as an interview guide for the focus group discussions. The survey household questionnaire was administered in about 35 minutes and it consisted of 75 questions in total, broken down in several variable categories. There were 10 questions on demographic characteristics, 21 on economic issues, 3 on political factors, 8 on violent extremism, 12 on socio-cultural factors, 8 on discrimination, 5 on health status and 8 on general issues. There is a copy of the standard household questionnaire attached to this report as Annex 4.

2.6 Review of Relevant Documents

The assessment began with a comprehensive desk review of all relevant project documents and other secondary data sources. Specifically, the review covered the following important documents:

- The Project Appraisal Document – The Proposal
- The Uganda National Household Survey 2014/2015 – UBOS
- The Project Log-Frame – DRAFT
- Poverty Eradication Action Plan - MOFED Document
- Uganda Demographic and Health Survey / National Housing Census 2014
- Uganda Human Rights Commission - 2015

The documentary review exercise was used as a platform for synthesizing available literature and information so as to identify underlying relationships with the goals of the baseline study. In addition, a thorough review of all program performance indicators relevant to the project was conducted. This was meant to ensure that all indicators were properly considered in the baseline study design.

2.7 Key Informant Interviews

The study team conducted several Key Informant Interviews with relevant strategic individuals from partner organizations and various project stakeholders, to collect useful qualitative information as part of the data collection exercise. Qualitative survey data was analyzed alongside the household interviews in order to have a complete picture of the study objectives. In other words, the key informant interviews generated in-depth information that was used to understand properly the root-causes of conflict among the study participants. A list of key informants interviewed during the survey exercise is detailed as Annex 3.

2.8 Focus Group Discussions

The data collection exercise involved eight focus group discussions (FGDs) as part of the qualitative methodology for the baseline survey. There were two FGDs from each of the four slum areas – Bwaise, Katwe, Kisenyi and Kabalagala. These FGDs specifically targeted young people 15-35yrs (according to the African Union Youth Charter). The FGD participants were gender balanced, in fact, in each of the slum areas the study had one group exclusively for male participants while the other was for females. In this regard, the study captured age and gender data in terms of opinions, perceptions, beliefs and attitudes with regards to issues related to violent extremism. Appropriate FGD checklists had been initially well designed to guide the discussions with the focus groups.

2.9 Data Entry and Analysis

Data collected during the baseline survey comprised of a combination of quantitative and qualitative statistics. The quantitative data analysis primarily focused on data collected through face-to-face interviews by use of a standard household questionnaire. Raw data collected from the field was checked for completeness and accuracy, the coded and validated manually before entry. Using a double-entry method, data was entered in pre-designed data-entry screens in both ACCESS and Epi-data software. The data entry clerks had earlier on been trained comprehensively, and during data entry they were directly supervised by the consultant. To ensure quality, data cleaning was thoroughly done before exporting the data into SPSS for analysis.

The analysis generated frequency distributions and trends in line with the keys research questions and the variables of interest. Specifically, quantitative data analysis measured the relevant background characteristics of the respondents and their relationship with violent extremism and issues related to social cohesion. The analysis also measured levels of knowledge and capacities regarding social cohesion, current status with regard to employment opportunities as well as access to financial services by the slum communities especially the vulnerable youth. In addition, the analysis identified important factors (drivers) responsible for conflict and violent extremism in the study population.

Qualitative data analysis identified relevant themes that guided the categorization and analysis of qualitative data. In this regard, data collected through FGDs and key informants, was properly checked, filtered, coded and appropriately categorized alongside the various themes of the study.

The qualitative aspects of the study were primarily measured alongside the five critical themes¹².

These include:

- Sense of belonging / identity
- Sense of worth / Inclusion
- Social Justice and Equity
- Participation (political)
- Acceptance

The information gathered through qualitative inquiry was measured using appropriate triangulation techniques so as to strengthen the integrity and credibility of the study findings reflected as opinions, ideas and thoughts obtained on the basis of primary qualitative data collection. The results from qualitative data were double-checked and cross-referenced to ensure consistency and appropriateness based on the study objectives and research questions.

2.10 Quality Control Procedures

The study considered several quality control procedures to ensure that the whole exercise including data and findings are of high control particularly in terms of validity and reliability. The following quality control measures were used:

- Continuous verifications, discussions and validation between the survey team and IOM to allow appropriate peer reviews and cross-referencing.
- Computerized data checks were installed in the data entry screens especially for quantitative data management
- There was close supervision of the survey team especially the enumerators and the data entry clerks. Regular spot-checks were conducted during the entire data collection exercise
- Data collection and data entry were done concurrently to ensure that any errors identified in the process could be corrected immediately, even if it meant going back to the field.
- Presenting and discussing preliminary results with the IOM team as a direct referencing mechanism.
- Holding a validation workshop with the stakeholders

¹² A. Markus, Mapping Social Cohesion: The Scanlon Foundation surveys 2015 (Monash University, Victoria, 2015).

CHAPTER 3: BACKGROUND CHARACTERISTICS

3.1 Geographical Distribution of the Respondents

The study covered four slum areas of Kampala. Bwaise which is located in Kawempe Division had the highest number of respondents 200 (41%). The other two slums of Katwe and Kisenyi are located in Central Division and they had 26% and 19% of respondents respectively. Kabalagala slum area which falls under Makindye Division had the least number of respondents (13%).

Table 3: Distribution of Respondents by Slum Area

Slum Area	Respondents	%
Bwaise	200	40.5%
Kabalagala	65	13.2%
Katwe	130	26.4%
Kisenyi	98	19.9%
Total	493	100.0%

3.2 Demographic Characteristics of the Respondents

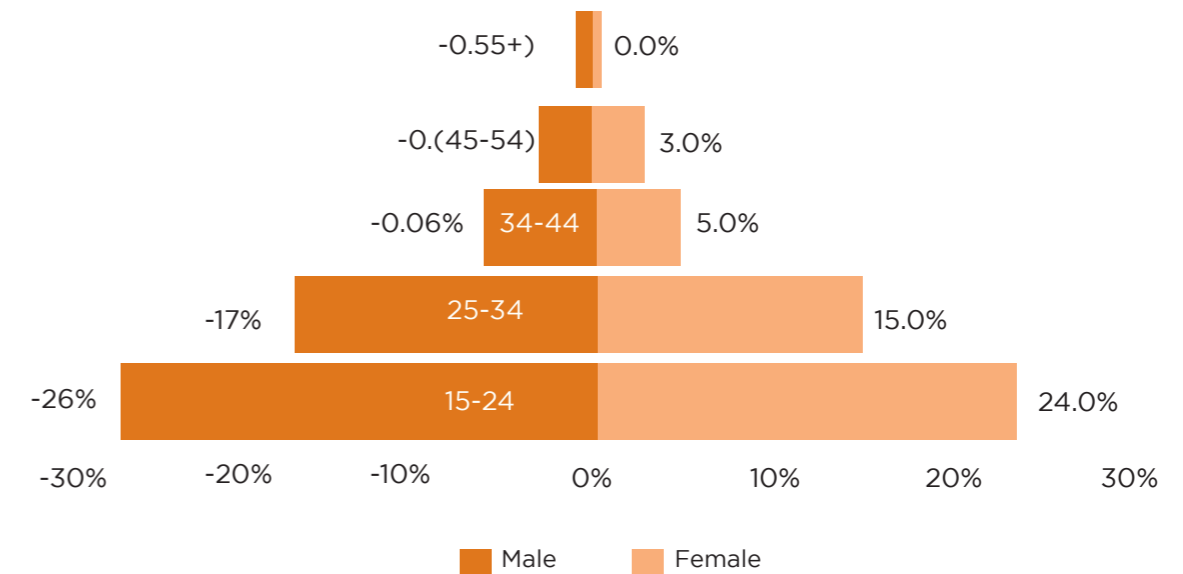
A total of 493 respondents were interviewed during the baseline survey. Out of these 259 (52.5%) were males and 234 (47.5%) were females. The study design had intended to have a 50:50 gender distribution of the study participants, but as it turned out to be more men were available than women. According to the 2014 population and housing survey, females constitute 51% of the Ugandan population. This implies that women were somehow underrepresented in the sample compared to their proportion nationally.

3.3 Age Distribution of the Respondents

The age distribution of any population group is a key reflection of essential dynamics of that community. The survey targeted adult individuals aged between 15 – 55 years of age. The distribution of baseline survey respondents by age indicates that the majority (82.1%) were aged 15 – 34 years.

Generally, the population in Uganda is predominantly young with approximately 60% of the population being below 20 years¹³. Slum populations in Kampala are characterized by high proportions of young people many of whom are migrant and refugee communities. The data below in Fig. 6 shows the distribution of the study participants by age and sex.

Figure 2: Respondents by Age-Group and sex - IOM Baseline 2016

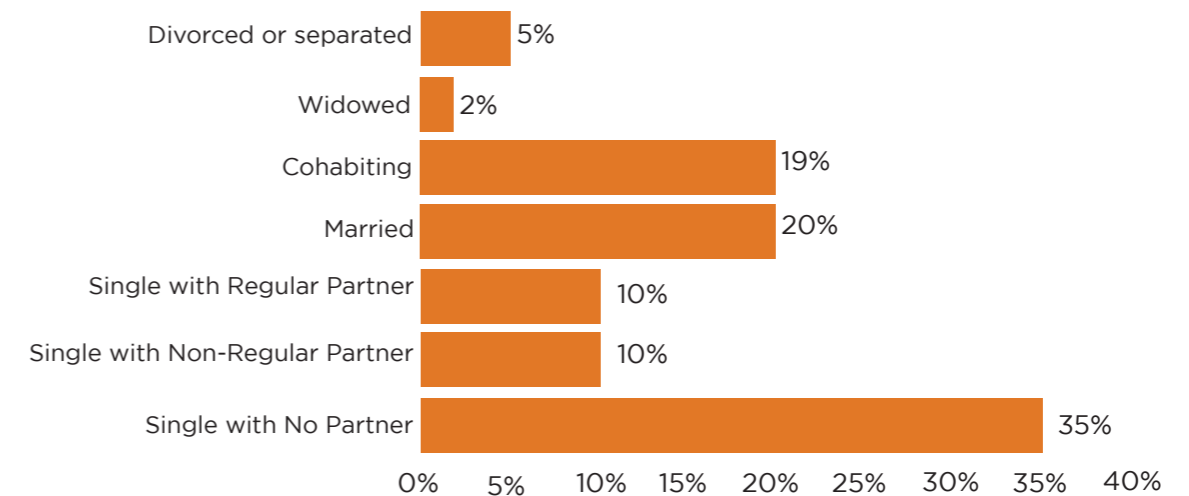


Data from the above graph shows that more young people and more males participated in the survey. Studies have shown that young people, regardless of gender, are particularly vulnerable to elements of radicalization and violent extremism.

3.4 Marital Status of the Respondents

The study explored the marital status of the respondents in order to understand the distribution against other variables of interest.

Figure 3: Marital Status of the Respondents



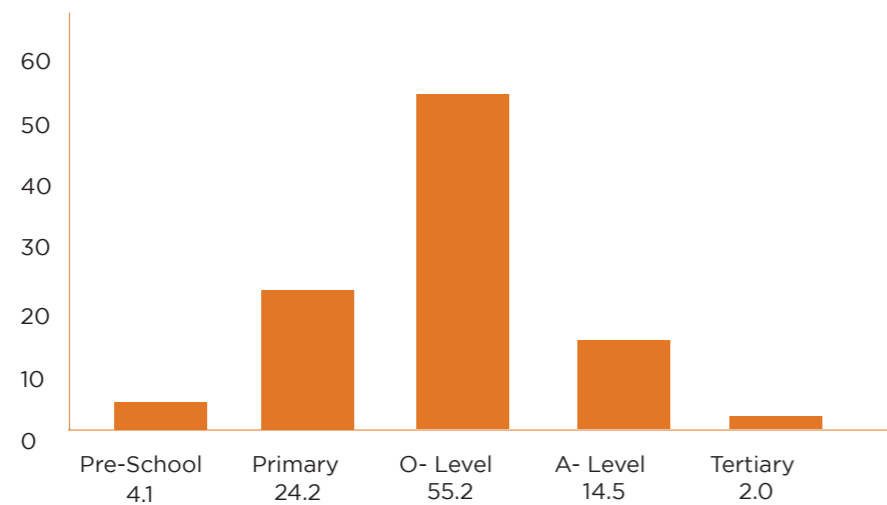
¹³ Uganda Bureau of Statistics 2016, The National Population and Housing Census 2014 – Main Report, Kampala, Uganda

The majority of the respondents (35%) were single with no partner. On the other hand, the proportion of those who reported that they are married was almost the same as those who were cohabiting, with 19.75 and 19.1% respectively. It should be noted that the more than half the respondents were young people aged 15-24 years who could probably be in their transitional phase to adulthood.

3.5 Respondents by Education Level

The sociology of crime asserts that, other factors kept constant, individuals with higher educational achievement, higher socio-economic status and those stable in marriage are more associated with reduced likelihood to criminal activity. The study explored the educational attainment of the respondents, among other variables.

Figure 4: Respondents' Highest Level of Education



Source: IOM Baseline 2016

n=442

The majority of the respondents (55.2%) had attained secondary level of education (O-level). A very small proportion (2%) had attained tertiary education including university and colleges. Education as a strategy plays an important role in preventing vulnerabilities to violent extremism.

National education systems enhance access to information, improving value systems in terms of tolerance, diversity and co-existence. It should be noted that education per se may not prevent individuals from becoming violent extremists, however, education has the capacity to empower the individual, it opens up new opportunities as well as “acceptance to other cultures” thereby reducing the risk of degenerating into violent extremism.¹⁴

¹⁴UNESCO (2016). Can education prevent violent extremism? Global Education First Initiative. Retrieved from www.unesco.org/new/en/gedi/stories-events/recent-stories/2016/can-education-prevent-violent-extremism/

3.5.1 Level of Education by Gender

Education and gender are important parameters that influence social dynamics and behaviour. During the survey, respondents were asked to declare their highest level of educational achievement as well as their genders.

Table 4: Distribution of Respondents by Education and Gender

Education Level	Male	Female	Total
Pre-School	7	11	18(4.1%)
Primary	53	54	107(24.2%)
O-Level	125	119	244(55.2%)
A-Level	46	18	64(14.5%)
Tertiary	5	4	9(2.0%)
	236 (53.4%)	206 (46.6%)	

The distribution of study participants by their level of education did not show any distinctive differences between genders. However, more women than men were in the lower ranks (pre-primary and primary) of the educational ladder.

3.6 Nationality of the Respondents

Given the global nature of the study, and its implications on issues of conflict, participants were asked to report on their nationalities or tribal backgrounds.

Fig. 5 shows data on the distribution of respondents by their nationality. Close to 85% were from a multiplicity of Ugandan tribes (the majority being from Buganda and Ankole). The proportion of respondents who belonged to tribes outside of Uganda was 16% and these included Sudanese, Somali, Kenyans.

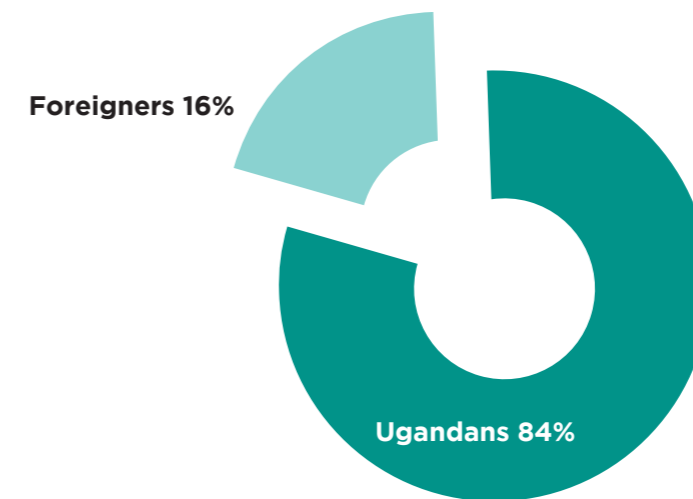


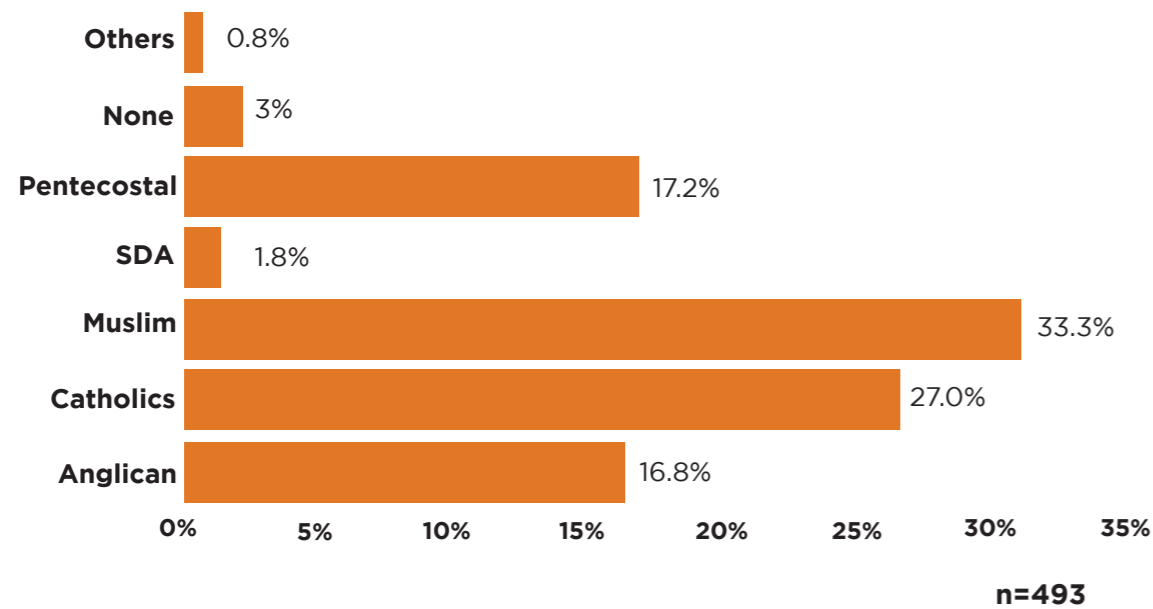
Figure 5: Nationality of the respondents

Rwandese, Congolese, Ethiopians, Indians, Burundians and Chadians. During the baseline survey, respondents were asked about their country of birth, and that of their parents. Majority reported that they had been born in Uganda, 4% had been born in Somalia, 1.6% from Sudan, and others from Rwanda, Burundi and DRC.

3.7 Religious Background

With regards to religious affiliation, one third of the respondents (33%) professed the Moslem faith, while Catholics comprised of 27% of the respondents.

Figure 6: Religious background



Respondents were also asked about their personal attachment to their professed religion. Over 84% considered religion to be an important component of their lives, and this was further reinforced with roughly 64% reporting to be participating in some religious activities at least once a week.

Violent extremism has been linked to individuals who use or support the use violence to advance their beliefs some of which are political, social, and cultural including religious beliefs.

3.8 Employment Status

The baseline survey collected data on key socio-economic indicators and the findings reveal that respondents were predominantly engaged in petty businesses with a significant proportion being self-employed. In fact, 44.3% were either self-employed or are working as casual labourers on construction sites and in business firms. A substantial proportion (43.6%) were not employed at all; either because they were students or they were looking for jobs.

Table 5: Employment Status by Slum Area

	Employed	Self-Employed	Casual	Unemployed	Students
Bwaise	21	62	22	59	35
Kabalagala	7	24	6	21	7
Katwe	22	39	17	39	13
Kisenyi	9	34	14	29	12
Total	59(12%)	159(32%)	59(12%)	148(30%)	67(14%)

n=492

3.9 House Ownership

The study investigated the status of house ownership among respondents to determine whether any particular link exists between ownership status and acts of conflict or violent extremism. A closer look at the survey data reveals that overall majority of the respondents (68%) were sleeping in rented houses (mizigo), i.e 70% in Bwaise, 62% in Kabalagala, 68% in Katwe and 66% in Kisenyi.

Table 6: House Ownership

Location	Bwaise	Kabalagala	Katwe	Kisenyi	Total
Owned	40	17	31	23	111
Rented	139	40	89	65	333
Owned	21	8	9	6	44

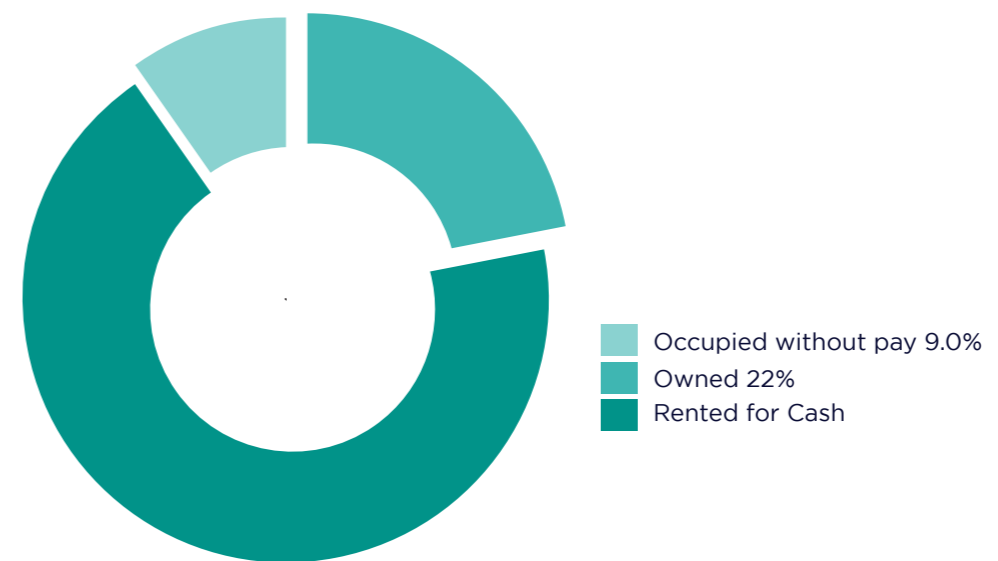


Figure7: Household Ownership

Majority of the slum dwellers reside in single roomed rented houses which are quite affordable given the socio-economic status of the residents. Most of these dwelling places are a centre of numerous activities including selling of alcohol, drug abuse like mairungi and commercial sex work. There were cases of reported fighting and violence among residents resulting from drunkenness, drug abuse and “failure to pay” for commercial sex.

**“Even foreigners especially Congolese don’t want to pay for rent”
LC1, Kabalagala.**

CHAPTER 4: STUDY FINDINGS

4.1 Root causes of Conflict and Violent Extremism

The primary objective of the study was to identify factors and root-causes of conflict. During the survey, participants were asked various questions that relate to issues of conflict in their community and violent extremism in particular. The information collected through household questionnaires, and from Key Informant interviews and the Focus Group Discussions has been categorized into enablers and motivators (pull and push factors) as presented in the table 7 here-below.

Table 7: Factors Responsible for Conflict and Violence.

	Enablers - Push Factors	Motivating - Pull Factors
Household Survey Respondents	Widespread unemployment	Inadequate access to financial services
	Massive Poverty	Lack of sense of belonging
	Unfavorable economic situation	Lack of pride in the Ugandan way of life
	Widening gap between the rich and the poor	Health related issues
	Political issues and political leaders	Lack of trust
	Tribal Intolerance	
	Religious Intolerance	
	Discrimination	
Focus Group Discussions	People do not have a say / low participation	
	Youth Unemployment	Lack of adequate skills
	Extreme poverty situations	Employeability
	Police brutality and harassment	Peer Pressure
	Massive corruption	Inadequate access to financial resources
	KCCA forceful evictions	
	Peer Pressure	
Key Informants	Use of Drugs	
	Religion and misinterpretation of beliefs	Young people are desperate for survival
	High levels of poverty	People have had a violent past
	Massive corruption	Weak immigration policies
	Police harassment	Open refugee policy
	Drug abuse and alcoholism	Nigerian films
Issues of good governance	Social media - websites for extremists	
	Drug abuse	

Among the push factors, massive poverty and widespread unemployment especially among the young people featured prominently across all interviews (KIs, FGDs and Household Questionnaire).

4.1.1 Religion and Religious Beliefs

Religion has been cited as a key factor associated with radicalization and violent extremism. Understanding VE in this particular context involves a clear understanding of how religion interacts with other factors that predispose people to acts of VE and radicalization. The survey team had comprehensive discussions with key informants from the four slum areas and noted some important relationships.

“Religion as well as misinterpretation of Islamic teachings are key drivers to violent extremism and radicalization. Our people have had a tendency of misinterpreting the holy teachings and this creates a radicalized religious environment in which young people are lured into violent acts. For instance the recent workings of Jamir Mukulu,” a Moslem KI AFFCAD Bwaise.

The Inter-religious council of Uganda (IRCU) was established as an inter-faith platform to foster peace and dialogue using the theme “religions for peace”. IRCU recognizes that some people have used and abused religion to advance their own hidden agendas.

“We have developed effective platforms for “counter theology”. This includes a team of experienced theologians to counter terrorism and the teachings of violent extremists. Our focus is on the platforms for peace building which include the elders’ forum, the network for youth, the network for women and the network for religions – that helps in addressing false teachings” Secretary General, IRCU

The emergence of several off-shoots (break-away factions) from the mainstream religious organizations has also been responsible for increased violence. Many of these sects claim to have received new revelations that motivate them to “fight for the faith”.

“Our people have been misled and misinformed about the theology of Islam. This has to some extent caused problems of radicalization. The “tabliqs” for instance are intolerant. They have continued to fight even amongst themselves. They do lack appropriate guidance from the mainstream, and they think that they are independent” Muslim Leader, UMSC

Religious tolerance was measured by asking respondents if they felt comfortable with people from other religious groups that are not theirs. The results indicate that overall around 14% of the respondents did not feel comfortable with people from other religions. This finding suggests that religion is an important risk factor for violent extremism.

4.2 S.O 1: Sources of Grievances

The first specific objective of the survey was to identify sources of grievances and conflict in the target population. Study findings revealed that poverty and unemployment are the major sources of grievances among slum-dwellers. Several other sources were cited in different proportions as reflected in table 8 below:

Source of Grievance	% Reporting
Poverty Situation	51.7%
Unemployment	38.0%
Family Disputes	26.6%
Different Political Ideologies	22.7%
Religious Extremism	10.3%
Other	13.8%

n=492

Grievances are known to create a deep sense of alienation or bitterness that may provide a “cognitive opening” for radicalization¹⁵. The study had hypothesized that individuals who score poorly on the socio-economic scale (those that are poor, with low education, un-employed, underemployed, and the like) are at a higher risk of being lured into violent extremism and radicalization¹⁶. The results indeed showed that poverty and unemployment are the two most important sources of grievances. Studies have shown, for instance, that militant groups such as the Boko Haram recruits their members primarily from “disaffected youth, unemployed high school and university graduates” among others.

Despite the fact that religion registered low proportions of reporting (10%), the analysis and literature suggests that violence may as well be attributed to religious extremism and differing political ideologies. In Nigeria for instance, a recent study found out that ignorance of religious teachings resulted into extreme religious views making it the leading factor that had made the youth more susceptible to Boko Haram recruitment (Onuocha, 2014).

4.3 S.O 2: Most-at-Risk Populations

The study sought to identify most-at-risk populations, those that could be susceptible to violence. Findings revealed several categories of most-at-risk populations that could be targeted by the project during the course of implementation. These were individuals whose social economic status and personal characteristics pre-dispose them to the risk of being radicalized and joining extremist groups. Details on the most-at-risk populations are presented in the table 9 below:

Indicator	%
Youth aged 15-35 years who are not gainfully employed	31.7%
Youth aged 15-35 years with no access to IGA	57.0%
Individuals who are neither members nor beneficiaries of any community-based loan savings scheme SACCO / VSLA	71.5%
Individuals who are NOT comfortable with people from other religions	13.7%
Individuals who are NOT comfortable with people from other tribes	9.1%
Individuals who experienced any form of discrimination	26.2%
Individuals who are likely to participate in violent protests	10.7%
Individuals who earn less than 100,000/= a month	53.0%
Individuals who experience social withdrawal syndrome	10.8%
Individuals with a history of violence - Ever participated in violent protests	6.3%

n=493

There are several indications that identify most-at risk populations, those that could easily join, support or participate in acts of violence. For instance, young people who were not gainfully employed could be more susceptible to joining violent extremists and participate in acts of violence. Recent studies conducted in Nigeria suggest that unemployment among other factors has contributed greatly to making young men vulnerable to radicalization . The earning capacity of individuals may trigger off feelings of despair and resentment. Individuals who earn less than 100,000/= a month, could find themselves in situations of constant need, making them vulnerable to the persuasions of radical ideologists and extremists. Radicalization is not an event but a process, characterized by “a complex overlap of concurring and mutually reinforcing factors” such as unemployment, poverty, access to financial resources, religion, tribal sentiments and discrimination.

¹⁵ F.C. Onuoha, Why do youth join Boko Haram? United States Institute of Peace, Special Report 348 (Washington, D.C., 2014).

¹⁶ J.A. Piazza, “Poverty, minority economic discrimination, and domestic terrorism”, Journal of Peace Research, 48(3):339-353 (2011).

4.4 S.O 3: Various Acts of Violence

The third objective of the study was to identify various acts of violence prevalent in the targeted population. Respondents were asked to mention any act(s) of violence happening in their community. Reported data is reflected in the table 10 here-below:

Table 10: Reported Acts of Violence

Violent Act	% Reporting
Mob Justice	46.2%
Domestic Violence	47.1%
Rape / Sexual Harassment	32.5%
Acid Attacks	6.5%
Human Sacrifice	17.2%
Suicide	10.1%

n=493

Results indicate that there were more acts of domestic violence and mob justice reported with 47% and 46% of respondents respectively. The study could not fully establish reasons for mob justice, however underlying causes could be linked to social economic as well as strained social relations. There were several other acts of violence that respondents mentioned including shooting of Islamic Sheiks, armed robberies, and violent demonstrations with tear gas.

Specifically, respondents were asked if at all they considered violent extremism to be an effective strategy for resolving issues. The proportion of respondents increased steadily from 4.6% among those that considered violent extremism to be an effective means of resolving issues, to 6.3% for those who confessed to have ever participated in violent protests, then to 10.7% for those who were likely to participate in violent protests in future.

Table 11: Respondents with Potential for Violent Extremism.

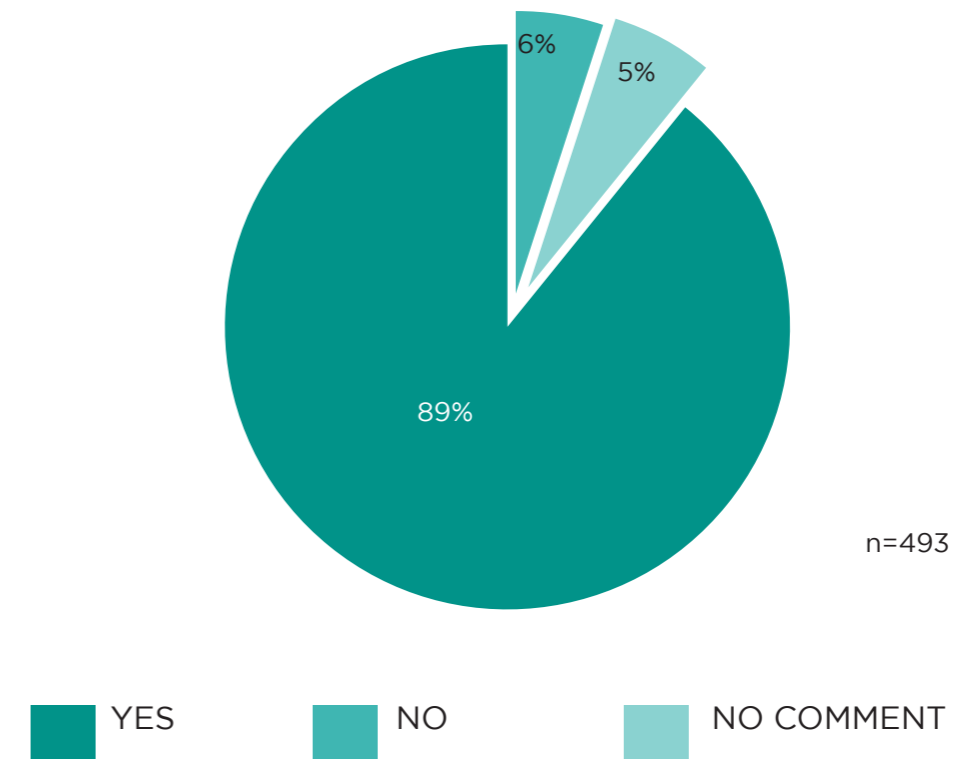
Indicator	YES	NO
Do you consider VE as an effective means for resolving issues?	4.6%	88.4%
Ever participated in violent protests	6.3%	88.0%
Are you likely to participate in violent protests in future?	10.7%	83.2%

n=493

It should be noted that the above figures by indicator do not necessarily add up to 100% because there were some respondents who had “No Comment” to each of the respective questions.

4.4.1 Knowledge about Violent Extremism

Under the same objective, survey respondents were asked if they had ever-heard about the term violent extremism. The majority (88.4%) reported that indeed they had heard about violent extremism, while only 6.3% had never.



The proportion of those that had heard about violent extremism and could articulate relevant examples of such acts, was higher among male respondents (91.5%) compared to that of their female counterparts (85.0%). The study however did not find any uniform or common definition of “violent extremism” as most of the applicable definitions remain diverse.

Table 12: Ever-heard of Violent Extremism by Slum Area

	YES	NO	No Comment	Total
Bwaise	184(92%)	12(6%)	4(2%)	200
Kabalagala	57(88%)	6(9%)	2(3%)	65
Katwe	113(87%)	8(6%)	9(7%)	130
Kisenyi	82(84%)	5(5%)	11(11%)	98

n=493

4.5 S.O 4: Access to Employment Opportunities

Unemployment continues to be one of the key socio-economic challenges for slum dwellers and Uganda as a whole. According to the Uganda Bureau of Statistics, the national unemployment rate stands at 3.2% in the general population while youth unemployment is much higher (22.3%). It is estimated that Uganda's unemployment rate for the youth is the highest in Africa. Study findings reveal that over 30% of the respondents were unemployed and looking for jobs.

With regards to access to employment opportunities, many of the young people 15-35 were unemployed. Some were working temporarily as casual labourers, while others reported that they were self-employed. There are more details in table 13 below:

Table 13: Employment Status by Age

Age-group	#	Employed with Salaries	Self Employed	Casual Labourers	Un Employed	Student
15-24	247	22	37	36	87	65
25-34	158	27	69	17	43	2
35-44	56	5	35	4	12	0
45-54	29	4	16	2	6	0
55+	3	1	2	0	0	0
Total	493	59(12%)	159(32%)	59(12%)	148(30%)	68(14%)

n=493

Overall, 42% of the study participants were either working as casual labourers or were totally unemployed. Of those that were unemployed 88% were aged 15-34 years. Even for those who professed to be working, more than half (53%) were earning less than 100,000/= a month (which is equivalent to roughly \$30 USD).

Among all focus group discussions and key informant interviews conducted during the baseline, unemployment featured prominently as a major challenge among slum populations.

“One of the greatest challenge we have in our community is unemployment of the youth. This has resulted into idleness and increased crime” FGD for Young Women 15-35years, Kisenyi II, Sapoba Zone

In Bwaise, the problem of unemployment especially among the young people took center stage, and was reported as a common problem within the local community and also at macro level.

When asked about the common problems faced by their communities, one key informant had this to say:

“Most of our people especially the youth do not have what to do. That’s why they are vulnerable to increased crime such as the notorious “kifeesi gangs” in Bwaise and other places. Teenage pregnancy and drug abuse have all been linked to a huge unemployment problem in our communities” KI from UYDEL.

The police officers who were interviewed during the study also acknowledged that youth unemployment has been the major cause of violent gangs and lawlessness

“These criminal gangs (kifeesi) that you keep hearing about, are as a result of idle and jobless youth who frequent film video halls (bibanda) and watch films every day and learn new tricks like kung-fu. They then go out to practice what they have seen in the films” Kawempe Police Station

Community-based organizations observed that the youth unemployment problem cuts across all sections of the society regardless of gender and level of education

“Majority of our people work for “emmere ya leero” (looking for daily bread). They are desperate. Some of them are graduates, but they are jobless - so they resort to playing pool-table, betting and using drugs” KI from UYDEL.

“The biggest problem of our community (Bwaise) is poverty and unemployment. Our people are the most deprived, predominantly poor and the majority live on less than \$2 dollars per day. Bwaise is one of the most densely populated slum areas of Kampala”, KI Bwaise.

Most of the socio-economic problems in slum areas are a result of a continuous cycle of underlying factors such as unemployment and poverty.

“.....most of our people resort to deviant behaviours such as commercial sex work, gambling and drug abuse because they are very poor. It’s a cycle, poverty, lack of education, unemployment which leads to petty crime, commercial sex work and use of drugs. Our people get involved in such criminal activities as a way for survival”, KI AFFCAD Bwaise.

Despite the fact that sex work is illegal in Uganda, many slum-dwellers engage in commercial sex as a source of income (employment).

“The most common problem in our community here is that of commercial sex workers, and some people who use their services but don’t want to pay” LC 1 Chairlady, Muzana Zone Kabalagala.

4.5.1 Key Sources of Employment

In order to establish levels of access to employment opportunities, respondents were asked to mention the major sources of employment available in their local community. Details are reflected in table 14 here-below.

Table 14: Common Sources of Employment

Sources	Frequency	%
Construction sites and casual labor	80	20.8
Motor-Cyclists (Boda Boda)	103	26.1
Food Vending & Hawking	104	26.4
Carpentry, Metal & Timber works	70	13.7
Formal employment	5	1.2
Other	32	8.1

n=394

The common sources of employment among the slum-dwellers are food vending and hawking of petty merchandise, “boda-boda” cyclists, and casual labourers on construction sites among many others. Many of the residents engage in selling of small-scale products and food stuffs at a relatively small profit.

“The most common sources of employment in our community are jobs such as frying chapatti, “rolex”, selling shoes, operating mobile money, and working as casual laborers in industries” FGD for Male Young People 15-35yrs, Bwaise

4.5.2 Access to Financial Support Services

In addition to employment opportunities, support from financial services organizations provide credit for improved livelihoods. Respondents were asked whether in the last two years they had received any financial support services from community-based savings and loan schemes (SACCO / VSLAs / Microfinance).

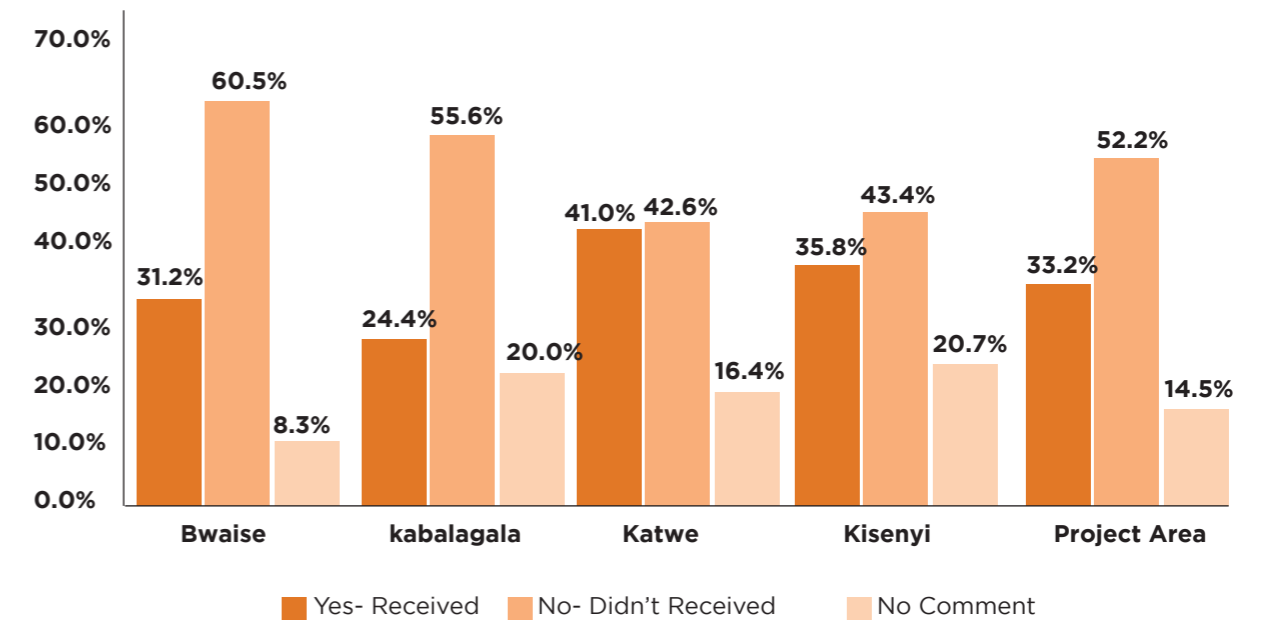
Table 15: Respondents who Received Financial Support

Have You Received any Financial Support?	#	%
YES Received Funds	89	33.2
NO Did not receive any financial support	140	52.2
No Comment	39	14.6
	268	

n=268

Survey findings revealed that more than half (52%) of the respondents had not received any form of financial support from community-based savings and loan schemes. Refer to Fig.9 below.

Figure 9: Access to Financial Services by Slum Area



4.5.3 Access to Income Generating Activities (IGA)

IGAs have been largely considered as an effective safety net strategy that can boost household incomes and bring about improvement in social well-being. IGAs may have an indirect benefit as they occupy residents and keep them away from idleness and redundancy. Respondents were asked whether they were currently engaged in any form of income generating activity at household level. Findings indicate that overall only 44% had been engaged in some form of IGA.

Table 16: IGA Engagement among Vulnerable Youth 15-35 Years

Age Category	Engaged in IGA	Not Engaged	No Comment	Total
15 - 19	28	72	9	109
20 - 24	52	77	2	131
25 - 29	48	53	0	101
30 - 34	33	20	0	53
35	2	6	0	8
	163 (40.5%)	228 (56.7%)	11 (2.7%)	402

The proportion of respondents that had not been engaged in any form of IGA increased from 53% for all respondents to 57% among the youth 15-35 years, suggesting limited IGA access to the youth. Common IGAs include activities such as carpentry, metal fabrications, handicraft, food vending, boda-boda, brick-laying and retail businesses.

4.5.4 Access to Financing Programs

Community-level programs that provide financing services to residents are quite essential in boosting household incomes and improving social welfare. Sources of credit may include initiatives such as village savings and loans schemes, SACCOs, micro-finance institutions or even local commercial banks. Survey respondents were asked whether or not they were currently members or beneficiaries of any community-based loan/savings scheme including VSLAs and SACCOs. Only 24% were current members or beneficiaries of such community based saving schemes as seen in table 17 here-below.

Table 17: Membership or Beneficiaries of Loans Schemes by Age-Group

Age Category	YES	NO	Total
15 - 35	74	275	349
36+	36	76	112
	110 (23.9%)	351 (76.1%)	461

n=461

Data from the above table indicates that the majority (76%) of the respondents were not members or beneficiaries of any community-based savings or loans scheme. Among the young people (15-35 years), 275(78%) had no access to financing schemes in their local community. It should be noted that access to these financing programs provides the much needed stimulus for local production and engagement at community level.

4.5.5.1 Knowledge about availability of Financial Services

Respondents were asked if they knew of any community-based loans and savings scheme in their parish. Slightly more than half (52.5%) knew at least one entity that would provide financial services in terms of credit for community-based micro-projects. Details in table 18 below:

Table 18: Access to Financial Services

Knowledge of any Community-based Loans and Savings Scheme in the Parish					
	Bwaise	Kabalagala	Katwe	Kisenyi	Project Area
YES	122(62.0%)	40(62.5%)	57(44.2%)	36(37.5%)	255(52.5%)
NO	74(37.5%)	21(32.8%)	64(49.6%)	56(58.3%)	215(44.2%)
No Comment	1(0.5%)	3(4.7)	8(6.2%)	4(4.2%)	16(3.3%)

n=486

Overall, knowledge levels were relatively low. However, the slums of Bwaise and Kabalagala were slightly higher than the average for the project area (52.5%). The common sources of financial services that communities knew about were SACCOs, VSLA, Banks and Microfinance Institutions.

4.6 S.O 5: Capacity Gaps for Police and other Agencies

Capacity of the police and other security agents was indeed a subject of the baseline study. Largely, most of the police officers interviewed during the survey indicated that the capacity of police has improved tremendously during the recent years. This has been evident in terms of heavy deployments, an increase in the fleet size, community police programs and a general reduction in the number of crimes reported between 2014 and 2015. The Uganda Human Rights Commission Report of 2015, however indicated that the Uganda Police is among the top-most respondents of the human rights abuses reported to the commission.

Through qualitative interviews, the study found out that capacity gaps in areas such as logistics, law enforcement, human rights, public relations, and community policing require urgent attention. KIs emphasized that police officers should exhibit high levels of professionalism when conducting their duties.

“The conduct of the police during arrests as seen and reported in the media, does not represent adequate professionalism in the force. There are glaring gaps on issues of public relations, interpretation of the law, professional capacities of the recruits as well as the quality and conduct of crime preventers” Program Specialist Peace and Reconciliation, IRCU.

4.6.1 Police and the Community

Data collected from most of the FGDs and some of the key informants indicates that the use of disproportionate force by the police and crime preventers has to some extent been responsible for acts of violence among slum communities. FGDs across the four slum areas reported that innocent members of the community have been rounded up and arrested for small reasons such as “idle and disorderly” taken to police and detained for some time.

“We had a community meeting recently, in which one of the community members openly pointed at one of the police officers accusing him of brutally harassing innocent civilians, arresting them throwing them in police cells and later extorts money from the unsuspecting relatives to release them”, KI Bwaise.

Based on the qualitative discussions with the officers at various police stations, the community policing program (including crime preventers) seems to have put a lot more emphasis on detecting crime rather than preventing crime.

“Our crime preventers are based in the community, they know everyone in the community, they always report and inform us of any crime committed in their communities, they work hand in hand with the local councils”, CLO Kawempe Police Station.

It remains unclear how the routine efforts of the police will address the wider context-specific, preventive and multi-disciplinary CVE approaches. Crime preventers should not be perceived as the “trusted informants” who would help police to detect crime but also prevent crime from taking place.

4.6.2 Community Policing Program

The Uganda Police Force (UPF) was established under article 212 of the Ugandan Constitution as a department in the Ministry of Internal Affairs. The primary function is to protect life and property of residents as well as prevention and detection of crime¹⁷. The community policing programs forms an important part of the crime management of the UPF. The program is premised on building and sustaining community trust in law enforcement to ensure that the community members become active partners in addressing issues of crime and disorder in society.

The impact of the programme has however remained relatively low as a result of community perceptions in terms of conduct as a case of persistent mistrust and suspicion¹⁸. The programme has been affected by mismanagement in terms of widespread corruption and insufficient human resources for community policing. The baseline survey investigated aspects related to the capacity of the Uganda Police in terms of managing violent extremism and promoting human rights. Most of the FGD participants and some KIs accused the police of fuelling discontent among the community because of their excessive use of force and indiscriminate arrests. The KCCA Enforcement Unit has not been spared either. Respondents indicated that forceful evictions by the KCCA Enforcement have caused unrest among sections of the slum dwellers.

4.6.3 Police and Early Warning Signals

The police and other security agencies, KCCA, Ministries and CBOs have a critical role in predicting the early warning signals for any form of radicalization and violent extremism. While the study could not do a capacity needs assessment for the various agencies, there were important early warning signals that were analyzed from the survey data. Some of these include history of violence - individuals that had ever participated in violent protests (6.3%), proportion of residents with very strong attachment to religion (62.4%), proportion of residents that are reporting any form of discrimination (26.2%) and those experiencing social withdrawal syndrome (10.8%). The capacity of police and other agencies should be strengthened to be able to identify these and other applicable early warning signals. Early detection of the warning signals ensures appropriate strategies for prevention of VE.

4.7 S.O 6: Strategies for Strengthening Social Cohesion

The sixth objective of the baseline study was to identify appropriate strategies for strengthening social cohesion and countering violent extremism in the target population. Based on the study findings, the following strategies have been proposed:

Support Youth Employment: Most of the study participants proposed strategies for providing employment opportunities and job creation particularly targeting the vulnerable youth 15-35 years of age. Vulnerable groups should be supported towards improved access to employment opportunities, financial services and IGA support.

Vocational Skills: CBOs and partners such as UYDEL, UMSC and AFFCAD proposed relevant vocational skills training with the provision of appropriate start-up capital and kits. There should be provision for proper mentorship and coaching for the youth in order to develop their potential for sustainable livelihoods.

Capacity-building Programs: The UHRC suggested that using a human rights-based approach, programs for strengthening civic competence through community awareness raising sessions should be supported. Communities should be helped to know their rights and responsibilities. Deliberate efforts to support anti-corruption initiatives should be embraced at all levels local, community and national. There should be special programs for strengthening the capacity of the police and other security agencies in countering violent extremism and observing human rights.

Support Community-based Engagements: Social cohesion is a function of conflict resolution. There should be deliberate efforts to provide support for peace building and conflict resolution using a faith-based approach. The IRCU advised that platforms such as the elders' forum, networks for the youth, mothers' union, women' networks should all be supported to resolve grievances and build peace. Religious and political tolerance should be promoted and embraced at all levels.

Support to Community Policing: The need to embrace and support the community policing program is very essential for building a socially cohesive community. The relationship between the police and the community should be strengthened in order to counter any form of violence.

¹⁷ P.A. Otika, “Challenges of community policing in Uganda’s urban areas: A case study of Mbarara Municipality”, Master of arts thesis, Makerere University (Kampala, 2014).
¹⁸ A. Kasinye, “Implementing Community Policing: Uganda’s Experience”, paper presented at the International Police Executive Symposium, Tenth Annual Meeting, 11-16 October 2003, Bahrain.

Chapter 5:

DISCUSSIONS

This chapter discusses the results within the context of violent extremism and social cohesion. Violent extremism has remained a very sensitive subject in most of the sub-Saharan countries, with Uganda inclusive.

5.1 The Concept of Violent Extremism

The United Nations in one of its general assemblies observed with concern the increasing trend in acts of intolerance across many countries, terrorism, violence, violent extremism, as well as sectarian violence.¹⁹ Acts of violence have been responsible for colossal loss of innocent lives and has led to displacement of many people. Violent extremism and social cohesion are two opposite sides of the same coin; in which case latter erodes away the chords that bind society together (social cohesion).

While majority of the respondents had ever heard of the term “violent extremism” the study could not establish any common and universally agreed definition of the term. In fact most of the respondents could only define the concept by citing examples of acts that they considered to be related with violent extremism. This report considers that for any programming decisions to be properly made, from the outset the term “Violent Extremism” and the corresponding concept of “Countering Violent Extremism”, should be clearly defined and clearly understood by all stakeholders.

5.1.1 The Extent of Violent Extremism

The study could not accurately measure the magnitude of violent extremism in the study population. This could probably be as a result of the complexity and sensitive nature of the subject to the Ugandan population. However some proxy pointers and qualitative assertions were observed. For instance, over 81 % of the respondents were worried of becoming victims of violent crime in their community. This implies that the threat of violence is very real. However, most of the law enforcement KIs felt that the scale of VE is not as high as portrayed.

Violent extremism is not as alarming as it used to be two-three years ago”, Kabalagala Police Station.

“This is so because of the community policing strategy that the Uganda Police has embraced, whereby we always meet the community members, talk to them and sensitize them on various crimes in their community”, Kabalagala Police Station

“The cases have been decreasing ever since, and this can be attributed to our community sensitization and awareness strategies”, Katwe Police Station

The officers at various police stations attributed this “declining trend” primarily to police vigilance and high alertness in detecting and addressing crime.

Terrorism was among the crimes committed and reported to police during the reporting period with a slight increase from 8 cases to 9 cases in 2014 and 2015 respectively. Details in table 19 here-below.

Table 19: Crimes Reported to Police by Category (January – June 2015)

Crime Category	2014	2015
Robbery	4,266	3,627
Homicide	2,033	1,957
Sex Related Offences	10,414	10,163
Child Related Cases	8,416	7,408
Economic Crimes	11,168	9,609
Break-in's	7,253	6,490
Theft	20,650	18,409
Assaults	24,081	24,023
Terrorism	8	9
Narcotics	1,370	1,161
Other Crimes in General	38,172	38,071
Corruption	234	224
Political / Media	82	93
Other Local Laws	1,239	859
Total	129,386	122,013

Source: Uganda Media Center (www.mediacentre.go.ug)

Data from the table 17 above indicates that terrorism cases were among the lowest reported, with 8 cases in 2014 and 9 cases reported in 2015. However, given the complexity of terrorism as a global problem, the reported cases may not necessarily imply low severity. In fact, one single act of terror has the capacity to inflict wide spread impact for millions of people. Therefor closer attention should be put on the numerous factors that push or pull vulnerable communities into or even sympathizing with acts of violent extremism including terrorism.

Some people actually think that terrorism is an external and foreign concept that is confined to some countries and not Uganda.

“Terrorism is an imported thing, we did not have terrorism long ago in our Ugandan community”. The external forces are the reason why we have a threat of terrorism. You cannot ignore foreign influence including the social media in enticing our people in acts of violent extremism,” KI Uganda Muslim Supreme Council.

However, evidence has shown that while global attention has been put to terrorist groups in the middle east, there are new traces of the Islamic State affiliates in Great Sahara, connections in Somalia, and the Islamic State in Somalia, Kenya, Tanzania and Uganda.²⁰

The threat of violence was recently re-echoed by development partners who urged government to pay special attention “to the rising levels of economic inequalities especially in slum areas” observing that such areas risk becoming hot-beds of violence and religious radicalization²¹. Similarly, the supreme Mufti of Uganda advised Muslim youths to embrace sustainable business projects aimed at changing the lives of communities where they live. He urged the youth to promote peace, security and co-existence with people from other religions in order to foster development across the country.

5.2 The Concept of Social Cohesion

A socially cohesive society bears the element of oneness and trust among residents of a given community or society. Members feel bonded together and they always look at each other as brother and sister with a high level of sense of belonging and identity. In fact social cohesion is referred to as “the glue that binds society together” in an integrated manner.²² Usually such bonding is exhibited in various ways including the perceived unity among members, social relations to one another, emotional attachment and task relations. The concept involves the aspect of community participation and inclusiveness as a process of bringing everyone into the decision-making process as a participant or appropriately being represented. It calls for strict observance of the principles of good governance and basic human rights. As such, members trust that the leadership will ably represent their interests. Sadly, social cohesion and stability have been steadily and continuously eroded among different population sub-groups in Uganda.

Data collected through quantitative methodologies suggests that social cohesion among the study population is generally being eroded away due to a number of factors. Such factors include politics, poverty, unemployment, religion, tribal sentiments which all seem to be dividing up society in terms of the privileged and the marginalized. While the majority of the study participants (78%) for instance were proud of the Ugandan way of life and culture, 56% preferred staying out in another country and not Uganda. Many of the young respondent when asked, they would prefer staying in another country other than Uganda. Of course this could be explained by the high rates of unemployment and poverty levels as indicated in the previous chapters. Further analysis indicated that the likelihood

that people would get along together irrespective of their religious or tribal affiliations increased with age.

5.3 Social Cohesion and Discrimination

A socially cohesive society is said to have residents who share a moral community obligation that enables them to trust each other. There are several parameters that the study applied to estimate elements of social cohesion within the study population. For instance, study participants were asked if they believed most people in Uganda can be trusted. Over 65% disagreed, saying that most of the people in Uganda cannot be trusted. Close to 70% disagreed on whether they feel comfortable and safe walking alone at night in their community.

Table 20: Selected Parameters that Measure Social Cohesion (%)

Parameter	YES (Agree)	NO (Disagree)
Most people in Uganda can be trusted	20	66.4
People in my local community are willing to help their neighbours	66.7	19.5
People in my local area are of different backgrounds and they get along together.	72.9	17.3
I do have a say on important issues in my local community	46.1	44.6
Can safely walk alone at night in my local community	23.8	69.2

The survey asked respondents several questions regarding their participation in local engagements that affect them as residents. Participation unpaid voluntary work for instance, reflects to some extent levels of social cohesion particularly at community level.

The survey investigated various aspects related to co-existence among the study population. As already indicated, majority of the people in slum areas come from a multi-cultural background. Respondents were asked whether they felt comfortable living with people from other tribes, and also with people from other religions.

Table 21: Selected Parameters for levels of Tolerance (%)

Parameter	YES	NO	Neutral
Comfortable living with people from other tribes	71.8	9.1	14.8
Comfortable living with people from other religions	63.8	13.7	18.7
Done some unpaid voluntary work for the local community	54.5	41.7	3.7

The study hypothesized that people who don't get along comfortably with people from other tribes or religions, are more likely to be lured into acts of violent extremism and radicalization.

²⁰ J. Warner, “Sub-Saharan Africa’s three “new” Islamic affiliates”, CTC Sentinel, 10(1):28–32 (2017).

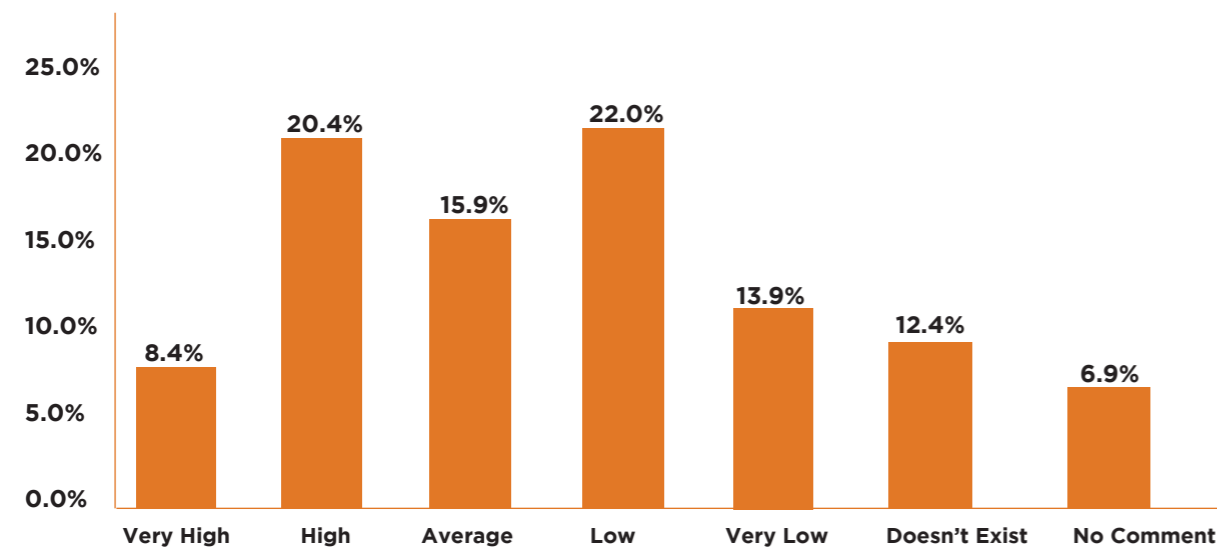
²¹ Mufumba I, (2016 October, 21). EU asks government to tackle inequity, warns radicalism in slums. The Daily Monitor, pp 12.

²² OECD, Perspectives on Global Development 2012: Social Cohesion in a Shifting World (OECD Publishing, Paris, 2011).

DOI: http://dx.doi.org/10.1787/persp_glob_dev-2012-en

With regard to discrimination, respondents were asked to rate the level of discrimination in Uganda, and whether they themselves had experienced any form of discrimination in the last 12 months that preceded the survey. Only 12% felt that discrimination doesn't exist in Uganda.

Figure 10: Community Ratings on Discrimination



Further analysis of the data with regards to how discrimination was rated among the study participants by slum area indicates that, majority of the respondents in Bwaise and Kabalagala slums felt that discrimination in Uganda is high. On the contrary, in Katwe, more respondents felt that discrimination in Uganda is low. On the other hand, in Kisenyi, an equal proportion was observed among those that felt that discrimination does not exist and those that felt it was average. Overall, out of the 490 respondents 108 (22%) considered discrimination to be low, while 100 (20.4%) felt it was high.

5.4 Community participation

One of the critical elements for a strongly cohesive society is representation and participation. In fact, participation is enshrined among the basic principles of good governance. All residents, men and women, should have a say in terms of the decision-making process, whether directly as participants or indirectly through appropriate representation. This principle primarily ensures that all voices are heard regarding key issues affecting the community including equitable allocation of resources.

Citizen participation is enshrined in the universal human rights and freedoms and as such should be exercised by all persons including those in lower socio-economic status, political inclination, the under-privileged, and the disabled across the social strata. Participation enhances social cohesion and stability.

Survey respondents were asked if they have a say on important issues in their area or community. Their responses are recorded in the table 22 here-below:

Table 22: I do have a say on Issues that are Important in my area

	Strongly Agree	Agree	Neither Agree nor Disagree	Disagree	Strongly Disagree	Don't Know
#	59	168	23	170	49	15
%	12.0%	34.7%	4.7%	35.1%	10.1%	3.1%

Source: IOM Baseline 2016

n=484

There was a uniform trend in terms of community participation across all the four slum areas of Bwaise, Kabalagala, Katwe and Kisenyi. An almost equal proportion of those that disagreed and those that agreed that they do have a say on important issues that affect their community was observed. Overall, 45% felt that they didn't have a say, while 47% agreed that they do have a say on key issues in their community.

The study further found out that close to half (49.8%) of the male respondents felt that they do have a say about important issues that affect their community; while 41.3% disagree. On the other hand, 42% of the female respondents agreed that they have a say while the majority (48%) disagreed.

Respondents were also asked whether they had participated in any community voluntary work in their local community. This was meant to determine citizen participation and a sense of belonging at community level. Over 40% of the respondents had never participated in any voluntary work. More interestingly, the majority (56%) of the respondents preferred staying in another country and not in Uganda (refer to table 23 below). A more in-depth study, however, should be conducted to investigate why most of the study participants opted to live abroad than in Uganda.

Table 23: Preference to stay in Uganda

Would you prefer staying in another country and not Uganda		
YES	257	55.9%
NO	196	42.6%
No Comment	7	1.5%

Source: IOM Baseline 2016

n=460

5.5 The Concept of Social Trust

Largely, social cohesion is built on mutual trust. Social trust is one of the most important fibers that bind society; a belief system based on integrity, honesty and reliability of other members of the society. It involves horizontal trust between one individual and the other(s) as well as vertical trust between the community and the government (or state for that matter). Available evidence has linked high levels of social trust to stability and community development. The most important and economically relevant component of a society's culture and social capital is trust²³. For any country to develop, there is need to strengthen "the links, shared values and understandings in society that enable individuals and groups to trust each other and therefore work together" (OECD, 2011). The moment individuals lose the interpersonal trust that hold them together with each other, then misunderstandings and conflict is bound to happen. In the same way, communities that exhibit insufficient trust in their leadership are more likely to degenerate into non-participation and acts of violence. During the survey, respondents were asked whether they agree or disagree with the statement "Most people in Uganda can be trusted". The majority of the respondents (66.4%) disagreed with the statement, while only 20% agreed. Details can be seen from the table 24 here-below:

Table 24: Most People in Uganda Can be Trusted

Strongly Agree	Agree	Neither Agree nor Disagree	Disagree	Strongly Disagree	Don't Know
3.5%	16.5%	9.6%	41.1%	25.3%	4.1%

The intensity with which the respondents agreed or disagreed with the statement was also noted, as more than 25% strongly disagreed with the fact that "Most people in Uganda can be trusted" compared to only 3.5% who strongly agreed. Upon further statistical analysis, foreigners were found to be more likely to agree with the statement than the nationals.

Table 25: Most People in Uganda Can be Trusted

Table 25: Most People in Uganda Can be Trusted

	Agree	Disagree
Ugandans	18.3%	70.0%
Non-Ugandans	27.5%	48.7%

Hence, respondents with foreign nationalities such as Rwandese, Congolese, Sudanese, Somalis and Kenyans were more likely to agree that people in Uganda can be trusted than their local counterparts. In general this finding suggests that there is a statistically significant association between migration status (nationality) and social trust ($p > 0.05$). It is possible that foreigners especially those with a refugee status and asylum seekers may not be so sure about their rights and therefore may take on a naïve stance as they seek favor and sympathy from the hosting community. On the other hand, local citizens may develop a feeling that government is extending favors to in-migrants at the expense of the local residents. It's no surprise therefore that 33% of the respondents expressed negative feelings about foreigners; they did not feel comfortable with other people migrating from other countries to come and stay permanently in Uganda.

²³P. Francois and J. Zabochnik, "Trust, social capital and economic development. Journal of the European Economic Association, 3(1):51-94 (2005).

²⁴OECD, Perspectives on Global Development 2012: Social Cohesion in a Shifting World (OECD Publishing, Paris, 2012). DOI: http://dx.doi.org/10.1787/persp_glob_dev-2012-en

The concept of trust has been linked to all forms interactions with in society and among residents. For instance trust between the community and the police appears to be inadequate, as expressed by most of the FGDs and KIs. The trust between religious leaders and the state also seems to have been compromised given the perceived unfair treatment in some sections of society.

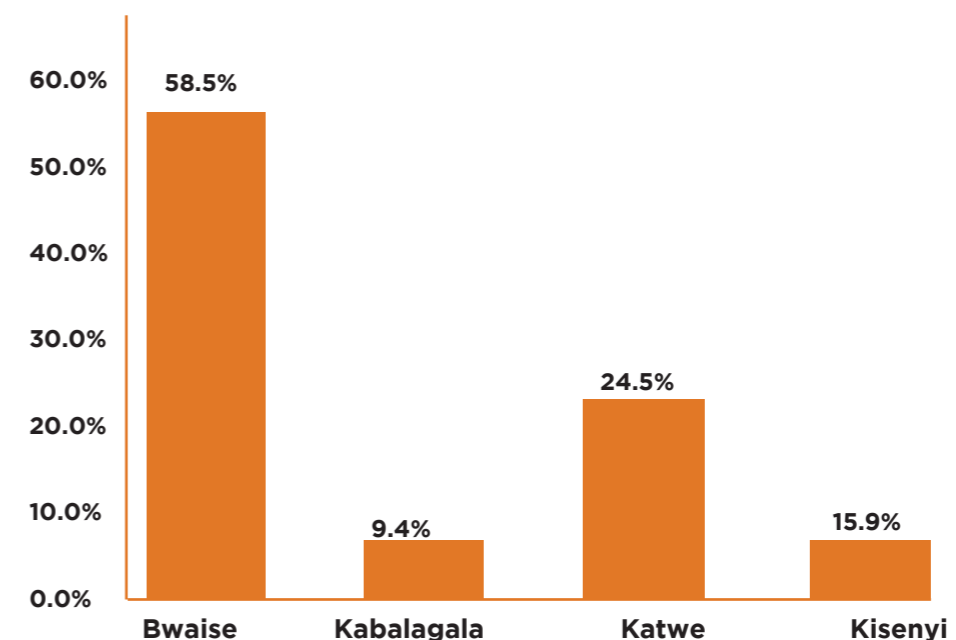
"...the political establishment protects itself in power but it does not protect our religion from break-away factions. Government seems to support and encourage break-away factions, it's a policy issue - divide and rule"
Religious leader

Religion plays a key role in stimulating social cohesion on one hand and conflict on the other. Misunderstanding of religious beliefs featured predominantly among qualitative investigations as a driver to violent extremism. More than 83% of the household survey participants, had strong attachment to "their" religion, with approximately 64% participating in religious activities at least once every week.

5.6 The Concept of Social Withdrawal

Social withdrawal is a common condition associated with anxiety and depression problems. Studies have linked social withdrawal and isolation to seductive power of violence.²⁵ Social withdrawal is one of the key symptoms of emotional sickness, which may lead to depression and increased inclination to engage in violent acts. The study found out that close to 11% of the respondents had experienced some form of social withdrawal during the three months that preceded the survey. Such people could probably be at-risk of causing violence at individual level (suicide), at household level (domestic violence), or at community level (violent extremism). Majority of the respondents who exhibited symptoms of social withdrawal were residents of Bwaise area with 58.5%. This was followed by Katwe with 24.5%.

Figure 11: Symptoms of Social Withdrawal by Slum Area



²⁵J.T. Walkup and D.H. Rubi, "Social withdrawal and violence - Newtown, Connecticut", The New England Journal of Medicine, 368(5):399-401 (2013).

Further analysis indicates that more women had symptoms of social withdrawal than men with a ratio of 57:43 (female:male). In terms of age, the majority (83%) of respondents with symptoms of social withdrawal were young people 15-35 years of age.

5.7 Reflections on Poverty and Unemployment

Poverty has been singled out as the most important driver and a root-cause of conflict including violent extremism (52%). Poverty per se will not necessarily push people into acts of violence, rather important pathways should be articulated and appropriately analysed. Unemployment and lack of employable skills, for instance, has been linked to poverty. Many of the study participants decried the poverty situation that they are living in being fuelled with lack of jobs. The proportion of young people who were not gainfully employed stood at 32% with many of them in the lower age category.

The cycle of poverty in Uganda has been characterized by lack of adequate skills, limited access to financial opportunities, as well as low involvement in income generating activities, all of which are driven by start-up capital. The education system is also responsible for the high levels of unemployment since it is bent towards producing job seekers rather than job creators and entrepreneurs. Ideally, the system does not appropriately match with contemporary realities and needs of an average Ugandan, who lives on less than a dollar per day, with low productivity per capita, in an average household size of 7 people, with limited access to basic social services, with an unfavourable land tenure system and other pressing challenges of wellbeing. The resultant effect of such situations may comprise of poor individuals, living in poor families, producing poor children from generation to generation. If no relevant interventions are put in place the situation may result into widespread resentment, frustrations, conflict and probably violence.

Widespread poverty has also been a major factor that has lured people, especially the vulnerable youth, into acts of violent extremism and radicalization. Consistent with the rational choice theory,²⁶ individuals are said to be rational beings who weigh costs and benefits, ends and means before making rational decisions. They may choose whether or not to participate in acts of violent extremism, radicalization or terrorism, as a matter of cost-benefit analysis. Such decisions are based on the greatest level of satisfaction or benefit perceived weighed against available options. The perceived benefits of participating are carefully weighed against the costs of participation and once the benefits outweigh the costs, then most likely the individual will choose to participate. At times the costs associated with non-participation may be considered more than those arising from participation. In this regard, abject poverty or deprivation may turn out to be a push factor for involvement in acts of violent extremism, especially where individuals are promised material and financial gains.

Studies have described poverty to be some form of injustice especially as it relates to an unfair distribution of resources. In fact, the UN describes poverty as

“a human condition characterized by sustained or chronic deprivation of resources, capabilities, choices, security and power necessary for the enjoyment of an adequate standard of living and other civil, cultural, economic, political and social rights.”²⁷

In this regard, deprivation of resources is as a result of continued social injustices perpetuated by individuals and the social system as a whole. The poor, among other things, are more likely to become victims of violence than their affluent counterparts.²⁸

During the study, many of the study participants described a situation whereby they are poor, not because they have chosen to, but because the distribution does not favour them. Some actually believed that the country has enough resources to pull them out of their poverty situation, if only these resources were equitably distributed through a

transparent and highly accountable manner. It is such levels of frustrations and deprivations that predispose communities especially the young people to the “appealing” messages and ideologies of violent extremists and radical elements. Such dangerous pathways between poverty and violent

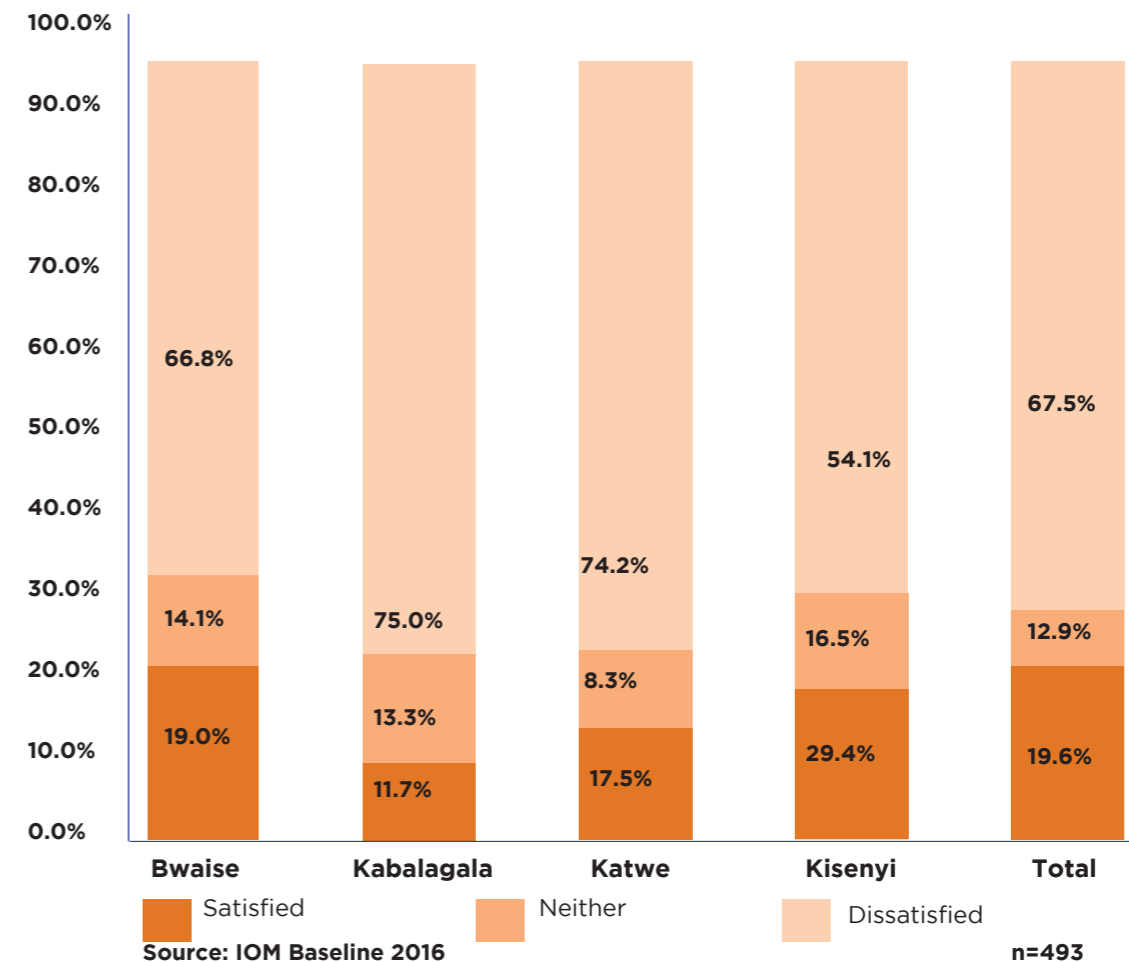
extremism could be dealt with through strategies for creating more jobs, deliberate actions to reduce inequalities as well as “building just and inclusive societies” (United Nations, 2016). In this regard, vulnerable people especially the youth need jobs, vocational skills, further education and opportunities to live better lives.

“The most effective way of approaching terrorism is by reducing unemployment deliberately. Our people especially the young men and women are deceived by very little things...”, Religious Leader, UMS

5.7.1 Sentiments on Financial Status

The study investigated levels of satisfaction with regard to the respondent's current financial circumstances. It was observed that only 18% were satisfied with their current financial situation; otherwise the majority 62% were dissatisfied with their financial state of affairs (in fact 18% of these were “very dissatisfied” as reflected in Fig. 12 below).

Figure 12: Satisfaction with Current Financial Status by Slum Area



²⁹ UN General Assembly, “Links between extreme poverty, violent extremism can be broken by creating jobs, reducing inequalities, General Assembly hears as debate concludes”, GA/11761, Meetings coverage, 16 February 2016, available from www.un.org/press/en/2015/ga11761.doc.htm

The study observed further that there was a 13% proportion that were neither satisfied nor dissatisfied with their financial status, and some 9% who had no comment.

5.8 Perceived Marginalization and Exclusion

Survey respondents felt that the gap between the rich and the poor in Uganda is quite wide and continues to widen. The income levels for most slum dwellers were less than 100,000/= a month. This has resulted into feelings of marginalization and exclusion as most people confessed to be “working hard every day” but with no hope of bridging that gap; thus making social mobility to be difficult.

Table 26: Community Perceptions on the gap between the rich and the poor in Uganda

	Very Wide	Wide Gap	Average	Narrow Gap	Very Narrow	Don't Know	No Comment
#	210	190	12	20	7	31	19
%	42.90%	38.90%	2.50%	4.10%	1.40%	6.30%	3.90%

Source: IOM Baseline 2016

n=489

Chapter 6:

CONCLUSIONS AND RECOMMENDATIONS

6.1 Conclusions and Implications for Programming

Overall, violent extremism in Uganda remains low compared to other countries in the region. However there are clear indications that it may escalate if no strategic interventions are put in place to counter acts of violence. The nature and composition of urban slum areas, for instance, pose major threats to stability. These are communities with potential for violent extremism as a result of marginalization and exclusion. In this regard, prevention remains an important strategy, taking into consideration context specific and multi-sectoral approaches.

Evidence suggests that socio-economic and political drivers are responsible for increased inequality and perceived marginalization. Slum-dwellers expressed clear concerns that poverty (52%), unemployment (38%), political differences (23%) and other factors like religion and tribal sentiments undermine social cohesion and stability. Many of the respondents feel uncomfortable with the ever widening gap between the rich and the poor in Uganda.

This study has shown that majority of the vulnerable at-risk populations include young people aged 15-35 years especially the unemployed (32%), those with no access to IGA (57%), individuals earning less than 100,000/= a month (53%) as well as those that are experiencing any form of discrimination (26.2%).

In this regard, CVE discussions should aim at addressing inequalities resulting from poverty, unemployment and inadequate access to basic services. There is need to work with government, local leaders, civil society and religious institutions to build sustainable networks that enhance stability and development.

From a human rights perspective, principles of good governance and leadership should take center stage. The human rights based approach recommends four basic strategies, among others, for strengthening social cohesion at the community level. These are non-coercive and non-discriminatory approaches which include:

- Community justice
- Improved livelihoods
- Provision of employment opportunities
- Improved security

Strengthening the capacity of police and other law enforcement agencies within the JLOS framework should be prioritized to ensure effective prevention and management of violent crime while observing human rights provisions.

6.2 Key Recommendations

The project “Strengthening Social Cohesion and Stability in Slum Populations” should generate consensus with stakeholders to have a context-specific definition of the term Violent Extremism. Such high level conceptualization will guide project activities throughout the entire project cycle, right from design, targeting, implementation as well as monitoring and evaluation.

Poverty and unemployment have been singled out as the most important drivers to violence and conflict in slum areas. The project should target individuals especially the vulnerable youth who are at risk of participating in violent acts. Strategic interventions should involve economic empowerment through vocational training and provision of start-ups to enable them engage in viable IGAs. Such initiatives will improve their lives but also contribute positively to community development.

As a matter of high priority, the program should support income generating and capacity building livelihood initiatives especially targeting the vulnerable youth who are generally most-at-risk of being lured into joining violent extremist groups. Majority of the study participants (55%) were not engaged in any form of income generating activity, and yet they were living in financial scarcity. Similarly, close to 72% were not members or beneficiaries of any loans and savings scheme. Such “at risk groups” should be targeted and linked to available opportunities including financial services.

Police harassment has been keenly observed. Largely the community felt that the conduct of police and other security agencies fuels resentment and anger that may result into violence. CVE interventions therefore should focus on strengthening community policing towards improving the relation between police and the community. Furthermore appropriate capacity in terms of law enforcement, logistics, public relations, human rights as well as community policing should be extended to police. Emphasis should put on prevention other than detection of crime. In this regard, police should exhibit high levels of professionalism in conducting their duties.

Community participation in the decision-making process is low. Approximately 45% of the study participants felt that they did NOT have a say on pertinent issues taking place in their community. The project therefore should conduct awareness campaigns that seek to promote citizen participation in all matters of social well-being and community development.

Social cohesion between and among community members as well as with government structures is by far the most suited strategy for promoting stability and development. This should comprise of appropriate conflict prevention and resolution mechanisms, dialogue and trust building on one hand, and functional systems of good governance, accountability, and transparency, zero tolerance to corruption, equitable access to public resources and respect for human rights on the other.

The community believes that there are some sections of the population that are being discriminated against. Findings revealed that 29% felt that the level of discrimination is quite high. In this regard, the project should design appropriate advocacy programs to address discrimination issues but also build trust and confidence among residents, the young folks and in-migrants. Programs that enhance civic competence should be particularly prioritized. In addition, capacity building initiatives should be designed targeting partner organizations, government officials and leaders at various levels.

Annex 1: Proposed Log-frame Matrix

Thematic Area	Indicator	Baseline Measurement
Root-causes of Grievances	% of people with monthly incomes of less than 100,000/=	53.2%
	% of youth 15-35 years who are not gainfully employed	37.1%
	% of people who experienced any form of discrimination	26.2%
	% of individuals who feel uncomfortable with other religions	13.7%
	% of individuals who feel uncomfortable with other tribes	9.1%
	% of individuals who feel uncomfortable with foreigners	33.1%
	Level of citizen participation	46.7%
Access to Employment Opportunities	% of youth 15-35 who are not gainfully employed	37.1%
	% who are involved in IGA	40.5%
	% who know of any community based loaning scheme	52.5%
	% who are members or beneficiaries of any scheme	23.9%
	% trained by the project in vocational skills	00
Capacity of the Police, KCCA and other agencies	% of targeted police and other agencies trained by the project on CVE skills and human rights	00
Early Warning Signals	% ever participated in violent protests (self-reported)	6.3%
	% with strong attachment to religion (“very important”)	62.4%
	% reporting any form of discrimination	
	% experiencing social withdrawal syndrome	26.2%
	% feeling unhappy (with some feeling very unhappy)	10.8%
		40.3%

Annex 2: List of Key Informants

	Institution	Key Informant	# of Interviews
1.	Community Leaders	Chairperson (1)	
		Secretary for Defence (1)	
		Secretary for Youth (1)	12
2.	KCCA	Liaison / Focal Point (1)	
		Security (1)	2
3.	POLICE	District Police Comm (1)	
		Comm Liaison Officer (1)	6
4.	Police Headquarters	Counter-Terrorism (2)	2
5.	CBOs	AFFCAD (1)	
		UYDEL (1)	2
6.	Inter-Religious Council (U)	Secretary General	1
7.	Uganda Muslim S.C	Dep. Mufti	1
8.	UHRC	Liaison Officer (1)	1

Annex 4: Household Questionnaire

Ref#

--	--	--	--	--	--

BASELINE STUDY ON STRENGTHENING SOCIAL COHESION AND STABILITY IN SLUM POPULATIONS - KAMPALA UGANDA

HOUSEHOLD QUESTIONNAIRE 2016

IDENTIFICATION	CODES (OFFICE USE ONLY)						
QUESTIONNAIRE IDENTIFICATION	<table border="1"><tr><td></td><td></td><td></td><td></td><td></td><td></td></tr></table>						
Division_____							
Sub-County_____	<table border="1"><tr><td></td><td></td></tr></table>						
Parish_____	<table border="1"><tr><td></td><td></td></tr></table>						
Village / EA_____	<table border="1"><tr><td></td><td></td></tr></table>						
Interviewer : _____	<table border="1"><tr><td></td><td></td></tr></table>						
Date of Interview ____/____/____ Day /Month / Year	<table border="1"><tr><td></td><td></td></tr></table>						
Checked by (Supervisor) _____							

INTRODUCTION and CONSCENT

Greeting. My name is _____ and I work with IOM. We are conducting a baseline survey about strengthening social cohesion in our communities.

Although there are no direct benefits from this survey, we would very much appreciate your participation in it. The information that you provide will help all stakeholders in Kampala district as they plan and improve social services in slum areas. The interview will take approximately 20 minutes to complete, and the information that you provide will be kept highly confidential. Please note that participation in this survey is voluntary and you can.

choose not to answer any individual question or all of the questions. However, we hope that you will participate in this survey since your views are important.

At this time, do you want to ask me anything about the survey?

Do you agree to participate in this survey?

YES

NO

IF NO, PROCEED TO THE NEXT HOUSE.

Time:

THANK YOU

Module 1: Demographic Data

No.	Questions and Filters	Coding Categories	Skips															
DD01	Record SEX of the respondent	MALE1 FEMALE2																
DD02	How old are you? PROBE: HOW OLD WERE YOU AT YOUR LAST BIRTH DAY?	AGE (IN COMPLETED YEARS) <input type="text"/>																
DD03	Have you EVER ATTENDED SCHOOL or pre-school?	YES1 NO2	→ DD5															
DD04	What is the HIGHEST LEVEL OF SCHOOL you attended?	PRESCHOOL.....1 PRIMARY.....2 SECONDARY_O-level.....3 SECONDARY_A-level.....3 Tertiary.....4																
DD05	What is your current MARITAL STATUS? READ THE OPTIONS	SINGLE, NO PARTNER.....1 SINGLE, NON REGULAR PARTNER.....2 SINGLE WITH REGULAR PARTNER.....3 MARRIED.....4 COHABITING.....5 WIDOWED.....6 DIVORCED/SEPARATED8																
DD06	What is your TRIBE?																	
DD07	What is your RELIGION? Even when not practicing it.	Anglican COU 1 Catholic2 Muslim..... 3 Seventh Day 4 Pentecostal 5 None 6 Other SPECIFY																
DD08	How important is religion in your life today?	Very Important 1 Important2 Neither 3 Not so important 4 Not Important at all.....5 Don't Know 6 No Comment 7																
DD09	In the last 12 months, how often did you PARTICIPATE in religious activities?	At least once every week 1 At least once every month2 At least 3 times a year3 Once or twice a year4 Not at all5 Don't Know6 No Comment7																
DD10	In which COUNTRY were you or your parents born?	<table border="1"> <thead> <tr> <th></th> <th>Country</th> <th>Don't Know</th> </tr> </thead> <tbody> <tr> <td>You</td> <td></td> <td></td> </tr> <tr> <td>Your Father</td> <td></td> <td></td> </tr> <tr> <td>Your Mother</td> <td></td> <td></td> </tr> <tr> <td>Your Spouse</td> <td></td> <td></td> </tr> </tbody> </table>		Country	Don't Know	You			Your Father			Your Mother			Your Spouse			
	Country	Don't Know																
You																		
Your Father																		
Your Mother																		
Your Spouse																		

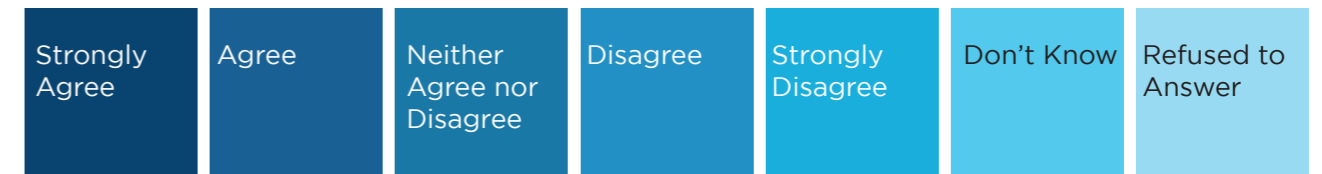
Module 2: Economic Considerations

No.	Questions and Filters	Coding Categories	Skips
EC01	In your opinion, what are the two most pressing problems in Uganda today?	Politics1 Poverty2 Economic situation.....3 Social services (Health, Education etc.)4 Illiteracy and Lack of skills5 Tribal sentiments6 Other SPECIFY	
EC02	In your opinion, what are the two most pressing problems of this community?	Politics1 Poverty2 Insecurity3 Inadequate Social services (Health,etc)4 Illiteracy and Lack of skills5 Inadequate source of employment6 Other SPECIFY	
EC03	Are you CURRENTLY WORKING? If NO, what exactly do you do?	Employed with salary1 Self-employed2 Employed casual labourer.....3 Unemployed - looking for work.....4 Student5	→ EC05
EC04	How much do you EARN per month?	Less than 50,000/= 1 50,000 - 100,000/=2 100,001 - 199, 999/= 3 200,000 - 250,000/=4 250,001 and above5	
EC05	How SATISFIED are you with your current financial circumstances?	Very Satisfied1 Satisfied2 Neither satisfied nor Unsatisfied 3 Dissatisfied 4 Very dissatisfied 5 No Comment 7	

EC06	Explain:		
EC07	Is this house....	Owned by you /someone in this household.....1 Rented for cash2 Occupied without paying3 Other SPECIFY..... 4	
EC08	In the last 12 months, have you done any unpaid voluntary work for your local community?	YES1 NO2 No Comment 7	→ EC10
EC09	If YES, what kind of work?	Collecting garbage.....1 Digging roadsides/Trenches.....2 Cleaning public toilets.....3 Other Specify	
EC10	Are you engaged in any form of income generating activity?	YES1 NO2 No Comment7	→ EC12
EC11	If YES, which economic activity are you engaged in?	Farming (animals / plants / birds) 1 Carpentry2 Sewing / Handicrafts3 Food vending / rolex etc4 Retail business / shop5 Other SPECIFY	
EC12	Do you know of any community-based savings and or loaning scheme / SACCO in this parish?	YES1 NO2 No Comment7	→ EC14
EC13	If YES, which one is that?	SACCO1 Village Saving and Loan Association 2 Bank3 Microfinance.....4 Other SPECIFY	
EC14	Are you a member or beneficiary of any community based savings and or loaning scheme?	YES1 NO2 No Comment 7	→ EC16
EC15	If NO why not?		
EC16	If YES have you received any financial support in the last two years?	YES1 NO2 No Comment 7	→ EC18
EC17	If NO, why haven't you accessed?		
EC18	What is the common source of employment for young people in this community?	Working on construction sites1 Motor-cycling Boda-Boda2 Food Vending (Rolex)3 Formal employment in offices4 Other SPECIFY	

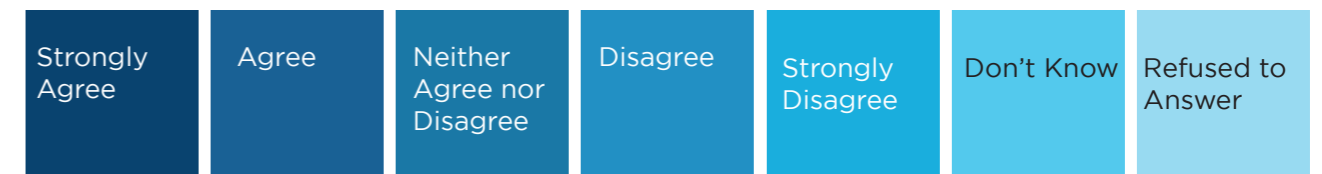
EC19 Do you agree with the statement?

People with low or no incomes in Uganda receive some financial support (from govt).



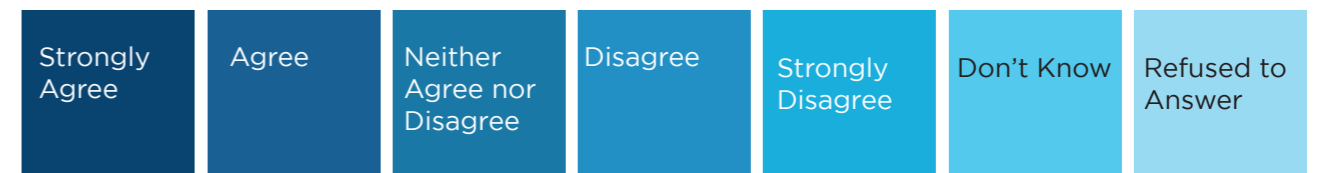
Explain:

EC20 In Uganda today, hard work leads to better life



Explain:

EC21 The gap between those with low incomes and those with high incomes is so big



Explain:

Module 3: Political Considerations

No.	Questions and Filters	Coding Categories	Skips
PC01	Do you consider yourself politically active?	YES 1 NO 2 No Comment 7	
PC02	If YES, what motivated or who has influenced you into becoming politically active?Even when not practicing it.	My parents1 My other relatives 2 My friends3 My religious leaders 4 Political leaders.....5 Other SPECIFY No Comment 7	
PC03	In the last two years, which of the following have you participated in? TICK AS MANY AS APPLY	Voted in an election...1 Written or spoken to the area MP2 Attended a political rally3 Attended a local council meeting..... . 4 Participated in a protest, march or demonstration 5 Signed a petition 6 Other: SPECIFY No Comment 7	

Module 4: Violent Extremism

No.	Questions and Filters	Coding Categories	Skips
VE01	Have you ever heard of the term "Violent Extremism"?	YES 1 NO 2 No Comment 7	
VE02	If YES, which acts?	Mob Justice..... 1 Domestic Violence..... 2 Rape/Sexual Harassment..... 3 Acid Attacks..... 4 Human Sacrifice..... 5 Suicide..... 6 Other SPECIFY	
VE03	In your opinion what are the causes of Violent Extremism?	Political ideologies1 Religion differences.....2 Family disputes3 Education levels.....4 Poverty..... 5 Unemployment..... 6 Other SPECIFY No Comment 7	
VE04	In your opinion, what should be done to counter violent extremism?		
VE05	Do you consider violent extremism to be an effective strategy of resolving socioeconomic and political problems?	YES 1 NO 2 No Comment 7	
VE06	Have you ever participated in any violent protests?	YES 1 NO 2 No Comment 7	
VE07	Considering your current situation, is it likely that you would ever engage in any violent protest?	YES 1 NO 2 No Comment 7	

VE08: Have you / your friend/ your close relative ever been arrested because of violent protests?

		YES	NO	Don't Know	No Comment
8.1	Starting with yourself				
8.2	Your Father				
8.3	Your Mother				
8.4	Your Spouse				
8.5	Sibling (brother / sister)				
8.6	Your Close Friend				

Module 5: Socio-Cultural Issues

No.	Questions and Filters	Coding Categories	Skips
SC01	Do you feel a sense of belonging in Uganda?	YES1 NO.....2 No Comment.....7	
SC02	Are you proud of the Ugandan way of life and culture? Explain why?	YES 1 NO 2 No Comment 7	→ SC05
SC03	Would you prefer staying in another country other than Uganda?	YES, I want to stay in another country..... 1 NO, I don't want to stay out 2 No Comment 7	→ SC05
SC04	If YES, why Where:		
SC05	How do you feel about other people coming to live in Uganda permanently?	Very Positive 1 Somewhat Positive 2 Neutral 3 Somewhat Negative 4 Very Negative 5 Don't Know 6 No Comment 7	
SC06	Explain why?		
SC07	Overall, how do you think government is handling foreigners in Uganda?	Excellent 1 Good 2 Average 3 Somewhat Poor..... 4 Very Poor 5 Don't Know 6 No Comment 7	
SC08	Please remind me your religion. Do you feel comfortable with other religious groups?	Very Positive Attitude 1 Somewhat Positive 2 Neutral 3 Somewhat Negative 4 Very Negative Attitude..... 5 Don't Know 6 No Comment 7	→ SC11
SC09	If the attitude is NEGATIVE, which particular religious group are you not comfortable with?	Anglican COU 1 Catholics 2 Muslims 3 All of them 4 Other SPECIFY	
SC10	What do you think they are not doing right?		
SC11	Do you feel comfortable with people from other tribes other than yours?	Very Positive Attitude1 Somewhat Positive2 Neutral3 Somewhat Negative4 Very Negative Attitude.....5 Don't Know6 No Comment 7	
SC12	If the attitude is negative, WHY		

Module 5: Discrimination

No.	Questions and Filters	Coding Categories	Skips
DF01	Do you think that there are people who are being discriminated against in your community?	YES 1 NO 2 No Comment 7	→ DF03
DF02	If YES, what kind of people are being discriminated?		
DF03	How do you rate the level of discrimination in Uganda?	Very High..... 1 HIGH 2 Average 3 LOW 4 Very Low 5 It does NOT exist 6 No Comment 7	
DF04	In the last 12 months, have you experienced any form of discrimination because of your gender, tribe, religion, or political affiliation?	YES 1 NO 2 No Comment 7	→ DF08
DF05	If YES, why did they discriminate you?	Because I'm poor 1 Religion 2 Gender 3 Tribe / Ethnicity 4 Political reasons 5 Other SPECIFY No Comment 7	
DF06	If YES, how often did it happen?	At least once a Week 1 At least once a Month 2 1 - 3 times a year 3 No Comment 7	
DF07	What action(s) did you take?		
DF08	What should be done to combat any form of discrimination in your area?		

Module 6: Health

HI01 In the last 3 months, have you experienced any of these symptoms (emotionally sick)?

Body	Mood	Behaviour
Headache	Anxiety	Overeating / under-eating
Muscle pain	Restlessness	Drug or alcohol abuse
Chest pain	Lack of motivation / focus	Angry outbursts
Fatigue	Feeling overwhelmed	Social Withdrawal
Change in Sex drive	Sadness or depression	Tobacco use
Stomach upset	Irritability or Anger	Exercising less often
Sleep problems		

No.	Questions and Filters	Coding Categories	Skips
HI02	If YES, and you experienced any of the above, What action(s) did you take?	Hospital / Clinic..... 1 Self-medication 2 Visited a witch-doctor..... 3 Visited a Counsellor 4 Took no action 5 Other SPECIFY..... 6 No Comment 7	
HI03	Do you know where to go in case you are emotionally sick? If YES, mention the PLACE	YES 1 NO 2 No Comment 7	
HI04	Have you ever taken an HIV test?	YES 1 NO 2 No Comment 7	
HI05	If YES, when did you take the test? (Month and Year)		

GI01 Overall, would you say most people in Uganda can be trusted?

Strongly Agree	Agree	Neither Agree nor Disagree	Disagree	Strongly Disagree	Don't Know	Refused to Answer
----------------	-------	----------------------------	----------	-------------------	------------	-------------------

GI 102 People in my local area are willing to help their neighbours

Strongly Agree	Agree	Neither Agree nor Disagree	Disagree	Strongly Disagree	Don't Know	Refused to Answer
----------------	-------	----------------------------	----------	-------------------	------------	-------------------

GI03 My local area is a place where people of different backgrounds get on well together

Strongly Agree	Agree	Neither Agree nor Disagree	Disagree	Strongly Disagree	Don't Know	Refused to Answer
----------------	-------	----------------------------	----------	-------------------	------------	-------------------

GI04 I do have a say on issues that are important in my local area

Strongly Agree	Agree	Neither Agree nor Disagree	Disagree	Strongly Disagree	Don't Know	Refused to Answer
----------------	-------	----------------------------	----------	-------------------	------------	-------------------

GI05 In your local area, do you feel well walking alone at night?

Strongly Agree	Agree	Neither Agree nor Disagree	Disagree	Strongly Disagree	Don't Know	Refused to Answer
----------------	-------	----------------------------	----------	-------------------	------------	-------------------

GI06 How worried are you about becoming a victim of crime in your area?

Strongly Worried	Worried	Neither Worried Nor	Some how not Worried	Strongly Worried	Don't Know	Refused to Answer
------------------	---------	---------------------	----------------------	------------------	------------	-------------------

GI07 In general would you say that in the last 12 months YOU have been -----

- 1) Very Happy
- 2) Happy
- 3) Neither Happy nor Unhappy
- 4) Unhappy
- 5) Very Unhappy
- 6) Don't Know
- 7) No Comment

GI08 In the next 3 -4 years do you think your life in this community will be -----

- 1) Much Improved
- 2) A little improved
- 3) Will remain the same as now
- 4) A little worse
- 5) Much Worse
- 6) Don't think will be in Uganda
- 7) Cannot Predict / Don't Know
- 8) No Comment

Time Check:

THANK YOU - THE END

Annex 5: Interview Guide for KIs and FGDs

The Police

1. How would you define "Violent Extremism"?
2. What is the magnitude of "Violent Extremism"? Any data?
3. In your opinion what are the key drivers of VE
4. What is your role as police in addressing VE and radicalization?
5. What are the challenges that you face in executing this role?
6. In your opinion, what would be the strategies for combating VE and radicalization?
7. What are your comments regarding capacity of the police to prevent VE but also respond to Human Rights abuses?
8. As police have you received any support in terms of training and materials in relation to countering violent extremism and radicalization? If so how many have been trained and when was such training?
9. How would you help communities to resist radicalization and violent extremism?

Local Leaders

1. What are the key challenges here in your community (slums)?
2. As local leaders, how are you planning to address these challenges?
3. Has there been any acts of violent extremism in your area? List them
4. What are the key factors that precipitate "Violent Extremism"?
5. What should be done to counter Violent Extremism
6. Is there any form of discrimination among residents? Explain
7. How do the residents participate in issues of community development? How do they air out their grievances / resolve communal issues
8. What are the common sources of employment for the youth in this community? Rank them
9. Are there any provisions for financial assistance to the vulnerable youth in your community?
10. What could be done to strengthen social cohesion among the people in your community?

Focus Group Discussions

1. What are the most pressing problems in your community? Rank them
2. What challenges do the youth of this area face (15-35 years)? Rank them
3. What are the most common sources of employment for the youth in this community / parish?
4. Do the vulnerable youth in this community access any financial services from government or NGOs?
5. What are some of the challenges that the youth face in accessing financial resources
6. Has there been any acts of violent extremism in your area?
7. In your opinion what are the causes of violent extremism
8. What has been the role of the police and other security agents
9. In your opinion what should be done to counter violent extremism?
10. What can be done to strengthen social cohesion in this community?

Partners / Organizations (AFFCAD / UYDEL)

1. As an organization, what are the main program areas that you are involved in?
2. Who are your specific target groups?
3. What is your coverage (geographic & programmatic)?
4. What are the key challenges affecting the youth in your catchment area?
5. As an organization, how are you planning to address these challenges?
6. In your opinion, what are the factors responsible for Violent Extremism?
7. What should be done (strategies) to counter Violent Extremism?
8. Are there any provisions for financial assistance to the vulnerable youth in your catchment area?
9. How are your current programmes linked to CVE especially among the vulnerable youth? Any data?
10. What are comments on the role, capacity and skills of the police and other security agents in addressing VE and respond to human rights abuses?
11. What should be done to help communities resist radicalization and violent extremism

Inter-Religious Council of Uganda Uganda Human Rights Commission

- I. As an organization, what interventions are your currently implementing that help to address conflict and extreme violence?
- II. How are your current programmes linked to CVE especially among the vulnerable youth? Any data?
- III. Do you have any clear statement on Violent Extremism / Counter-terrorism / Radicalization
- IV. In your opinion, what are the factors responsible for Violent Extremism?
- V. As an organization, how are you planning to address these challenges?
- VI. In your opinion, What causes religious extremism and intolerance?
- VII. What recommendations would you give for countering violent extremism and radicalization in Uganda?
- VIII. Are there any provisions for financial assistance to the vulnerable youth in your catchment area?
- IX. What are your comments on the role, capacity and skills of the police and other security agents in addressing VE and respond to human rights abuses?
- X. What should be done to help communities resist radicalization and violent extremism

Annex 6: List of People Interviewed

Secretary General	Inter-Religious Council of Uganda
Program Specialist	Inter-Religious Council of Uganda
Research Coordinator	Inter-Religious Council of Uganda
Youth Chairperson	Sempa Zone – Bwaise I Kawempe Div
Chairperson LC I	Sempa Zone – Bwaise I Kawempe Div
Youth Chairperson	Sapoba Zone – Kisenyi III Central Div
Chairperson LC I	Sapoba Zone – Kisenyi III Central Div
District Police Commander	Kawempe Police Station
Community Liaison Officer	Kawempe Police Station
District Police Commander	Katwe Police Station
Community Liaison Officer	Katwe Police Station
District Police Commander	Kabalagala Police Station
Community Liaison Officer	Kabalagala Police Station
Secretary for Defence	Taawo Zone – Katwe II Makindye Div
Chairperson LC I	Muwonge Zone – Katwe I Makindye Div
Secretary for Defence	Muzzana Zone – Kabalagala Makindye Div
Director / Founder	AFFCAD
Deputy Executive Director	UYDEL
Officer Employment Services Bureau	KCCA
Department of Counter-Terrorism	Police Headquarters
Chairlady LC I	Muzzana Zone – Kabalagala Makindye Div